



The Newsletter of the . . .

# The Reel News



Serving the Northeast Florida Fishing Community Since 1959

Volume 47 Issue 8

August 2007

## Presidents Castings



**Club President  
Eddie McGowan  
Bite This**

Hello all you adorable FISHERMEN! Eddie was tied up so I got to write his Presidents Message for him! Yum, it sure is fabulous being out front again, I just might keep Eddie tied up more often!

OK, now on to the important stuff like shopping ... I mean fishing.

Edwina's Fishing Tip # 1 - First, NEVER go out in 2 to 4's in a tight full length dress and heels, I can tell you it is hard as the dickens to stand up and fight a giant 12 Lb. King in that dress. I would wear shorts, but last time the police threatened to lock me up if I EVER wore shorts again. I don't know why, I thought my "Daisy Dukes" were cute.

Edwina's Fishing Tip # 2 - My next tip is don't try to attract fish with your good perfume. It is expensive and I spent the whole long, long day trolling without a single bite. (Don't believe a thing that the cute cabin boy says!!!)

Edwina's Fishing Tip # 3 - If you have some really big dangley earrings, or for you men, your wife has some, try putting them on the line about 2" in front of your lure. The extra flash and motion creates vibrations that I feel attract more fish. Especially grand are the gold or silver type with diamonds or other sparkly stones. The French loop they dangle from is sturdy if you need another hook ... in an emergency. Also, dangling bracelets work almost as well for flash and shine.

Edwina's Fishing Tip # D - Your Panty-Hose ... if you take these off, and stuff one leg with some crushed pogies, you can drag that leg in the water to chum, and use the other leg to tie it to a cleat so you don't lose it. An added bonus, if you have an inboard, you can use your nylons as an emergency fan belt. They also seem to be working well at holding those

Continued on Page 5



## NEWS FLASH !!!

**Jeanne Bernacki rescued Eddie from Edwina just in time for the AT&T Greater Jacksonville Kingfish Tournament!**

**Together, the dynamic duo caught a 42 Lb. Kingfish and an 18 Lb. Kingfish to captured the New very prestigious Hamaker Cup ! The JOSFC has the first plaque on the permanent trophy.**

**They also placed a very respectable 6th place overall in the Tournament !  
Congratulations you two!!!!!!!!!!!!**



**Jeanne Bernacki**



**Eddie McGowan**

## Fishing Reports & Other tall Tales



**Jeff Rodda**  
**Fishing Committee**  
**Director**

August brings us to the last quarter of the fishing season for this year. The Powder Puff and the light tackle tournaments are this month. There should be plenty of fish out there to be caught for both tournaments. If you can find pods of bait near the beach or the party grounds you should be able to catch a Kingfish Bonita or maybe even a Wahoo during these tournaments. Offshore, the best fishing should be on the bottom. If you can make the over night trip on the full moon (27th and 28th) the Mangrove Snapper will be spawning and the bite should be excellent. If you go, check the weather, file a float plan, and have a buddy boat if at all possible. Also make sure that you are keeping an eye out for ships while you are fishing. It is much easier for you to see them than it is for them to see you. Farther offshore the

### Fishing Report Continued

striking fish are hit or miss as the water temps are pretty consistent all the way to the ledge.

In the river, reds, flounder, and trout should still be pretty consistent. The pattern remains as it has for the last few months, lighted docks at night and early morning/evening top water plugs for trout, creek mouths on outgoing tides and docks in the river for flounder and mudflats and early morning/evening top water plugs for tailing reds. You can also anchor under the Dames point for croakers when the tide is moving.

On the beach it is a mixed bag. All of the seasonal species can be caught, but not in huge numbers for any given species. If the tide is outgoing, fish on the outside of the bar. If it is incoming, fish on the inside of the bar. If you aren't catching anything, try closer to the water's edge than you normally do and you might be surprised at what you catch.

As always, be safe, have fun, and I will see you on the water.

Jeff



*The Reel News* is published monthly by the Jacksonville Offshore Sport Fishing Club (JOSFC). All rights reserved.

President ..... Eddie McGowan

Vice President ..... Chris Rooney

Secretary ..... Tina Proescher

Treasurer ..... Frank Grassi

Newsletter Editor ..... Bill Breen

Newsletter Staff ..... Greg Molloy, Mike Murphy

Layout & Design ..... Bill Breen

©Copyright 2004



### **A Report from the Gulf** **By Bob Houghton**

Bob Houghton reports that after several years of poor scalloping in the Gulf, they are having a banner year.

I went with my Son out of St. Marks, and we limited out two days in a row, with very little effort.

The limit is two gallons in the shell, or one pint shucked, per person. A word of caution, You must display a dive flag, and due to the great year they are having, Dive Flags are very hard to find in this area, and most stores are sold out of scallop knives as well. A plain cheap knife will do in a pinch for the knife, but the dive flag is a must, as the Man checks boats regularly.

Sam McJunkin is making and selling some great trolling lures, and has even donated some to the club raffle. His NEW, just up, web-site, is :

[www.midnightlures.com](http://www.midnightlures.com)

Stop by his site and see what's new!





## Rob's Fishing Love

### Tag Your IT!

Last year, the Greater Jacksonville Kingfish Tournament was in need of some volunteer work. As such, the crew of the *High Roller* answered the call to tag five kingfish and release them before the GJKT began. These five fish comprise the five tagged kingfish the tournament pays \$1,000.00 for if they are caught during the tournament. With publicity in mind, the tournament wanted a TV crew along to film the event. Per their wishes, TV-12 sent a camera crew along for the ride. Unlike this year, poggies were plentiful off the north jetties in thirty to forty foot of water. With just a few throws of the cast net, we had all the bait we needed.

Our first stop was a local reef where the baits were deployed and the waiting game began. The reel clicker alarmed signaling a fish was on the line. Yes, the fish were here and we, Dad, Bernie and I were all going to look good on TV tonight. Lights, camera, action and we were on. With expert angling, the kingfish came to the boat while the TV film crew videoed the fight. I estimated that the fish would have topped the scales in the low twenty pound range. A fevered discussion took place as the greenish glow of the kingfish circled below the boat. The discussion centered about weather we should use a landing net or to tail the fish and bring it aboard. Since I was on the rod, Dad stuck to his plan despite our arguing about using a net in order to boat the fish. Dad stuck to his plan and grabbed the black net used for trout. The net was dipped in front of the kingfish as it was brought along side the boat. The fish entered the net head first and it reached the end of the webbing thus beginning our problems. As the fish came to a stop in the net, only half its body could fit inside the trout net while the hooks became entangled in the webbing. Now that our prized fish was captured or so we thought, the net was hoisted from the water. As the fish's body broke the surface, the thin metal of the net gave way to the fish's weight. The net broke in two at the base and thus the kingfish swam free. Just image, all this was captured on film. I guess we looked as good as any of the Keystone Cop movies on film.

Fast forward to July 2007, once again, we volunteered to tag five kingfish for the pending GJKT. For the week prior, Dad and Charlie Hammaker went out to tag the fish but the fish did not cooperate very well because they just managed to tag a single fish. Since it was July, time was running out and we needed to find a school of kingfish for the four remaining tags. Last year's crew was reassembled

except for the camera man. We tried to leave our Keystone Cop routine at the dock yet it seemed to follow us out to MG. Since bait is hard to find this year, we jigged two to three dozen greenies at the north rocks and away we went. Dad chose the spot and we ran out the main ledge at MG. The first order of business was to get the down riggers out. Since we had two, one was set for sixty foot and the other was set at forty foot. In recent trips, the kingfish seemed to be holding near forty foot. Two surface lines were added to the mix. It was not too long when the sixty foot rigger took off. Just what the doctor ordered. It ran out strong and fast and came back. The fish had all the tell tale signs of a small kingfish which is good because it turned out to be a small kingfish. The moment of truth was quickly approaching. Once again, a discussion took place on how to best boat the kingfish so we could tag it.

On this trip, Dad was not going to go under-gunned when it came to nets. Aboard the boat, he brought two rather large nets. The first was a black net with about a four foot handle and three foot of net mesh webbing with it. The other net, well, it was a sight to behold. This net was gold in color and it has a diameter opening that of a love seat. The handle is collapsible and the net mesh extends downward about nineteen feet down. The mesh web opening guaranteed that anything brought into it would be gilled. Decisions Decisions. What to use? Should we tail it or should we use a net: the black one or the gold one? Well, I won the argument and I was handed a pair of gloves so I could tail the fish. What happened next was like winning the battle only to lose the war. Dad skillfully brought the king next to the boat and I reached over the gunnels and grabbed the fish's tail. White water ensued and the fish was being lifted out of the water when it fell back into the sea. Once again, a brief discussion took place on how to capture the fish. With no camera man in sight, a second and third attempt was made to tail the fish and this only ended in failure. However, on the third try the fish did make it into the boat and it was placed on top of cooler which is at gunnel height. The fish flipped and it escaped my grasp and found its way back into the ocean without being tagged. Three strikes and I was out. The kingfish won and Dad grabbed the black net leading to the fish finding itself on the bottom of the boat. The tag stick found its mark in the upper shoulder and the greenish GJKT tag was good to go. The fish was released and it swam away even after all that. One down and three more to go.

With the greenies being trolled at sixty and forty foot, could our luck hold. A quick call over to the *Parts & Labor* found Chris and Jeanie catching half kings. Our next two fish fell prey to the saber-tooth ledge trout or barracudas. The action was hot and new tactics were needed. The only thing we could do was to touch up on the drag and thumb the reels to prevent the fish from getting too far out there and falling prey to the cudas. With this technique in play, one more fish was tagged. Dad picked up the fish and heaved it skyward. The fish belly flopped on the water, stunned. We watched the fish quiver in the water, nervously we looked for any marauding cudas to strike. Images on this fish being cut to pieces danced in our memories as the tag gently fell toward the sea bottom or worse yet the fish would slowly sink out-of-sight instead of



## Top's Tips Safety First

**Top Ingram  
Safety Officer**

### READING THE WEATHER

As we move into the warmer months with more daylight hours, and increasing temperatures, we must be alert to the ever increasing afternoon thunderstorms. In order to have a safe outing, boaters have a special need to know and understand the weather. On land, the effects of storms can be devastating. At sea, they can be even worse. High winds, lightning, rough seas and poor visibility are some of the side effects of storms at sea. The first step in avoiding weather related problems is "know before you go." This means you need reliable weather information before you go out on the water.

Even if good weather is predicted, it can change while you are out. At least as important as knowing what weather to expect on your trip, is knowing how to tell when the weather is changing for the worse, or how to read the obvious signs. Therefore, we must understand how high and low pressure air masses impact our weather. Air masses with high pressure contain cool, dry air and low pressure contains warm, moist air. In the US, these air masses move mainly from west to east.

In the Northern Hemisphere, air flows clockwise around a high and counterclockwise around a low. Therefore, since a high moving toward a low may have high winds, the area between the high and low may have stormy weather. Thus, it is important to know where the highs and lows are in relation to your location on the water.

To locate the highs and lows in our area, stand with your back to the surface wind. Then, turn 45 degrees to your right which will align you with the winds aloft. After you have turned 45 degrees to the right, the low-pressure area will normally be to your left. The high area will be to your right with the resulting pressure area to the west the one that will reach you and the one to the east has already passed you. Therefore, if the pressure system to the west is low, weather conditions may deteriorate and you should make plans accordingly.

Clouds also tell us when bad weather is approaching. The one you want to pay close attention to is the cumulonimbus thunderhead or anvil shaped cloud. It usually signals a cold front moving at 10 to 30 knots with winds as high as 30-60 knots in a squall line. Gusts of wind may exceed 80-100 knots, which could present dangerous boating conditions with high seas and heavy rain followed by clearing. If caught in this condition, head into the waves and maintain position as the rough weather should pass shortly. If you must

Tag continued.

swimming away. I guess the GJKT could now advertise only four tagged fish instead of five. Would the committee make the payout \$1250 instead of the \$1000? Do you think they would understand? Could you image the chatter on the forum? As we began to understand our mistake, the fish righted itself and swam off. The final two fish were tagged and released in short order. What was nice is that the fish were getting larger the more we caught out here in the MG area. The first two kings were in the nine to ten pound class while the final one would likely fall into the twelve to fourteen pound class. The gold net was used to completely engulf the last king. The kingfish was in and out of the boat quickly: tagged and released. Now where was that camera man when you needed him?

I hope this article finds someone out there captured one of our fish and that you are five thousand dollars richer. If so, are you into sharing?

Best Wishes for Fishing,

Rob Darner

Reading The Weather Cont.

head back to port, try and cross the waves at a 45 degree angle and run a zigzag course back to port to prevent pounding into the waves and possible capsizing or pitch poling.

Know before you go, pay attention to changing weather conditions and continue to enjoy safe boating throughout the year.

Top Ingram  
Fish Tales



### The Mayport Tornado of July 14, 2007

4 X 8 Piece of Plywood





Presidents Message Continued

knots, after all, Eddie is still tied up. Don't worry, you can still get them clean, just do like I do. Drag them behind the boat with a 12 oz. egg sinker in each toe on the way back to the boat ramp and they will be clean. You can just put them back on when you hit the jetties!

Edwina's Fishing Tip # 4 - Makeup ... again I *FEEL* that this helps, but some might disagree. If your bait is getting a little beat up in the live well, you might want to touch it up a little. Ballyhoo often need to have their Eye Liner redone so they look attractive. Some fake eyelashes really dress up your Ballyhoo and no big fish can resist those fluttering eyes! Always use the frosted eye shadow for that flashy fish look. Your Pogies getting a red nose? Foundation makeup - don't forget the moisturizer to make it stay on! It solves those red noses every time. I use it to cover up MY red nose when ever the alcohol starts to make my nose red. Oh that is every day, but don't worry I don't have a drinking problem, I have found the solution! I drink until I start to feel dizzy, then I lie down on the floor so I won't fall down ... problem solved!!!

Now, how to land those fishermen, oops, I meant fish. When you hook a big sucker, er... fish, remember to *PLAY* him, make him give until he is broke, then lead him close. When he least expects it, put him on ice and slam the lid.

Now then, where did I leave Eddie?

*Sailfish caught during the AT&T Kingfish tournament off the boat Captained by Frank Grassi.*



Mike Hutson, part of Frank Grassi's crew caught this beautiful Sailfish on a Kingfish rig with a frozen cigar minnow. We were at PG. It took about 10 minutes to land, and was released unharmed. Darn, Mike isn't a club member..... Yet.

## Loud Hailings Newsletter Editor Bill Breen



Anyone can submit an article for the Reel News just send or give it to me at any time. I really like to feature PICTURES of club members with some good catches, like these in this issue. Either give me a hardcopy at a meeting or Phone, Fax, or E-mail me your pictures at:

PH# 904-254-2791 Fax#904-213-9786  
[beenw@bellsouth.net](mailto:beenw@bellsouth.net)

Some of you might remember that several times a year I will be including a dollar sign instead of an 'f' in the word fish, hidden in the newsletter somewhere. The first 5 people that spot it and call me get their names in a drawing for \$10.00 worth of raffle tickets.

Well..... Only 3 people spotted it last month and called.

**The winner of the drawing was Marci Summersill,**

She got her raffle tickets and I didn't get to find out if it was one of the tickets we gave her, but I know she won at least one good prize!

Just to save you some time, there isn't one in this issue, but be sure to read the print version of The Reel News as soon as you get it, and you just might win. It is not in the on-line version of the newsletter.

Because of the Dave Workman seminar we didn't take time form the meeting for the drawing, but we will in future meetings so the winner will get recognized.

## Ships Galley.....




**Sidney Duncan  
Hospitality Director**

Sidney tells me that his planned menu for August is to have a Fish Chowder for the meeting of August 2 nd.

For the meeting of the 16 th. he is planning on Red Beans and Rice.

However..... The menu is never set in stone, and if someone wants to do something else for either date, just let Sidney know and go for it!



*Instant Crew, Just Add Water*

<u>Name</u>	-	<u>Phone</u>	-	<u>Availability</u>	-	<u>Can call the Night before.</u>
Pete St.Laurent	-	220-9199	-	Most weekends	-	Up to 8:00 pm
Gene Fulgham	-	641-9970	-	Any day	-	Up to 8:00 pm
Dale Karg	-	451-2251	-	Most weekends	-	Up to 10:00 pm
Frank Grassi	-	234-7369	-	Weekends & Some days	-	Up to 8:00 pm
Sara Meier	-	H= 786-5608 C= 812-322-1519	-	Weekends & Some days	-	Up to 10:00 pm
Perry Arnold	-	H = 304-521-5987 - C = 904-379-1189	-	Any day	-	Up to 10:00 pm

*Associate Member  
of the Month*

## **Boaters World**


**9501 Arlington Expy. #330  
Jacksonville, Florida 32225  
904-724-3601**

The store is located in the Regency mall on the west side, facing Atlantic Blvd.

This store has supported our club for several years, and really helped with the El Cheapo the last couple of years. They have lots of very useful equipment for your boat and some good fishing gear, so if you need something, don't forget to check with them before going out of town or to those catalogs.


## **Boaters World**

Remember to shop at our sponsors and support them as often as you can,



This is the start of a perfect day of fishing, Calm seas and a beautiful sunrise.

What more can a fisherman ask for.



Sun	Mon	Tues	Wed	Thur	Fri	Sat
<b>August</b>			1 Second Fishing Rules Meeting @ clubhouse 8:00 pm	2 Club Meeting	3	4 Powder Puff Tournament
5	6 Board Meeting	7	8	9	10	11
12	13	14	15	16 Club Meeting	17	18 Light tackle Tournament
19	20	21	22	23	24	25
26	27	28	29	30	31	

## Coming Events:

August 1, 2007 - Second Fishing Rules Meeting at Clubhouse at 8:00 pm

August 4, 2007 - Powder Puff Tournament this is a 10 Point participation tournament for the Captain of the Year.

August 16, 2007 - The Light Tackle Tournament 8 Lb test or lighter only!

October 20, 2007 - The Annual Club Awards Banquet @ The Mariott Hotel



### Tournament Schedule for 2007

Tournament	-	-	-	-	-	-	-	Date	Rain Date
Powder Puff Tournament	-	-	-	-	-	-	-	August 4 th	August 5 th
Light Tackle Tournament	-	-	-	-	-	-	-	August 18 th	August 19 th
The Bottom Fishing Tournament	-	-	-	-	-	-	-	September 8 th	September 9 th

## Associate Members

• *ACM Electronics* • *Advance Marine* • *Adventure Landing* • *Wild Adventures* • *American Transmission* • *Anthony & Sandra Spa* • *Arlington Bait & tackle* • *Avid Angler* • *B & M Bait & Tackle* • *Baitmasters of South Florida* • *Boaters World* • *Boathouse Discount Marine* • *Bryan McGowan Charters* • *Ballyhood Top Gun Trolling Lures* • *C & H Lures* • *Cabelas* • *Cannon's Bait & Tackle* • *Carey Chen Art* • *Consignment Boat Sales* • *Custom Marine Components* • *D & S Fishing Specialities* • *D.J. Connection* • *Deonas Boatworks* • *Dexter Russell Cutlery* • *Dockside Inn* • *Donovan Heating & Air* • *Florida Sportsman* • *Gary Newman Insurance* • • *G & W Marine* • *Gear 4 Fishermen* • *Greater Jax Kingfish Tournament* • *Guy Harvey Publishing* • • *Hubbard's Marina* • *Hydro-Shield* • *Power-Pro* • *International Crew* • *Jacksonville Marina* • *Jacksonville Scuba Center* • *Kershaw Knives* • *Knight Electric* • *La Mee Florist* • *Land Roofing* • *Lindgren-Pitman, Inc.* • *Loadmaster Trailers* • *Mercury Outboards* • *Mac's Prop Savers* • *MacMedia Graphics* • *Mann's Bait Company* • *Maxima America* • *Mike's Taxidermy* • *Ocean Get Away* • *Ocean Waves Sunglasses* • *Okuma Fishing Tackle Corp.* • *Penn Tackle Mfg.* • *Production Drywall* • *Pier 17* • *Rick's Bait & tackle* • *River Marine* • *Roffers Ocean Forecasting Service* • *Salty Styles* • *Sea Tow* • *Sea Dance Charters* • *Jacksonville* • *Seafood Galore* • *Captain Dave Sipler's Sport Fishing* • *Solomon's RV & Boat storage* • *Southern Propane* • *Speedy MacTwist* • *SSI Custom Plastics* • *St. John's Seafood & Steaks* • *Strike Zone Fishing* • *Surefire LLC* • *Team Fish Industries of America* • *The Billfish Foundation* • *The Florida Sportsman Club* • *Thrifty Outdoors* • *West Marine* • *Workman's Kwik-Fix Plumbing* • *Woody Wax* •



**Jacksonville Offshore  
Sports Fishing Club**

P.O. Box 331185  
Atlantic Beach, FL 32233

PRSR STANDARD  
U.S. POSTAGE  
PAID

Permit 3546  
Jacksonville, FL