



PRESIDENTS CASTINGS

Capt. Paul Gallup

Well hear it is July and its hard to believe that the year is half gone!! The kids are out of school for the summer and some are going on to bigger and better things.

Congratulations to all of our graduating Seniors this year.

The past presidents / club birthday party was a huge success. Thank you to all of our past presidents that showed up, especially Dave Workman Sr., Charlie Hamaker and Cheryl Thompson. I sure would like to see you all around the club house a little more often. Thank you Mr. Workman for getting up and telling some of us "newbies" how it used to be in the early days. For those of you who don't know Mr. Workman was the club president in the 1972-1973 years.

As it occurs every July, the Greater Jacksonville Kingfish Tournament is going on and that affects our club in a couple different ways. First, we rearrange our schedule to the 2nd and 4th Thursdays to coincide with the fourth of July holiday and the tournament. Second, I am very happy to announce that the Offshore Club and the GJKT are going to be working together again. The offshore club (that's you reading this) will be doing the cooking for the tournament. In return for all of our hard work the GJKT will split the precedes from the food sales with us in a 60/40 split up to \$5000!! I

Continued page 6

Very Important !

Due to the Kingfish Tournament and the 4th of July holiday, we will NOT meet at our regular dates!

**The First Meeting in July will be on
Thursday, July 11th**

**The Second Meeting in July will be on
Thursday, July 25th**

If you go on the First & Third Thursday's, you are going to be awfully lonely!

How about this for a club Activity.

Steve Shaw is putting together a Club trip to **Stienhatchee** for scallops and fishing at the end of July, to be specific he is looking at July 23rd through the 28th.

If you are interested contact Steve at:

steve@shaw-inc.us or Phone him at 686-4419



Life Jackets, Yeah, I know you don't wear one most of the time. However, at the very least wear it while the boat is underway!

That simple feat could save yours or a passenger's life!

Wear the darn thing

JOSFC and Hands on Approach Donation

On Thursday May 23rd JOSFC donated 750.00 dollars to Mayport Elementary Marine Science for the upkeep of the new touch tank located in the schools Science Lab. Here the students are able to touch Starfish, Red Hermit Crabs, Horseshoe Crabs along with several reef fish. Along with the touch tank the school also has a breeding tank for strippers that they will be releasing at the end of the school year. At last count they had 200 new hatchlings.



Principal Ferguson accepted the check at the school's Annual Marine Science Night in which JOSFC participated in by giving a lecture about the importance of Artificial Reefs. Students were able to watch a slide presentation about Spike the Tugboat which was sank in 2009 and over several slides watch as the marine life has grown on and around the area. Students were able to interact with Tom and Monica asking questions and trying to identify the different species of fish.

Tom Darga
JOSFC Vice President

The JOSFC Annual Awards Banquet is coming!

We will hold it at the Ramada Inn on Hartley Rd. October 19th. Tickets will go on sale August 1st both On-Line at www.jaxfish.com and from any Officer or Board Member.

We would like you to get involved and help get donations for the Raffle, as this is our other major fund-raiser for the club.

In 2012 we supported the Hook the Future Foundation, as well as the Recreational Fishing Alliance, The City of Jacksonville Reef Program, Tisiri Reef Building program, Mayport Magnet Elementary Coastal Sciences Academy.

We also support the Greater Jacksonville Marine Charities's "Greater Jax Kingfish Tournament".

I have an official donation request letter and Donation form you can use if you want or need one.

Ask any and every place you shop, it does not have to be fishing related. You will find my contact information on page 5 under "Loud Hailings"

Bill



The Reel News is published monthly by the Jacksonville Offshore Sport Fishing Club (JOSFC). All rights reserved.

Officers:

President	Capt. Paul Gallup
Vice President.....	Tom Darga
Secretary	Monica Darga
Treasurer	Carol Hixenbaugh

Board of Directors

& Special Staff:

Speaker Coordinator	Will Aitken
Special Events	Tom Cavin
Hospitality	Tim Altman
Fishing Coordinator	Greg Wallace
Membership	Rob Darner
Trophies & Awards	Rob Cripe
Special Advisor	Danny Del Rio
Newsletter Editor / Website ...	Bill Breen
Newsletter & Marine Radio....	Mike Murphy

©Copyright 2012

BROKE BACK MULLET

Part II


Men, you have spent all day with your wife or girlfriend during a stormy afternoon decorating your mullet. If it is going to be adorned with colorful skirts and other items all this will go to waste if you do not pierce your mullet properly. Proper piercing of your mullet can make everyone's life more enjoyable. Simply jabbing and stabbing hap hazardously at the head is not the ideal way you want to proceed. Such careless techniques can leave your mullet lifeless and unusable. Piercing the head is a small but crucial point that one should not take lightly. When it comes to your mullet, one needs to consider how it should be pierced. Piercing is probably the most important part of the whole mullet rig and one should give great thought to this piercing technique.

There are six basic techniques when it comes to making a hole through your mullet. These methods are: the standard needle method, cannula method, and scalpel method, taper method the dermal punch and the piercing gun. Some of these techniques may be better than others; however, unless you have a lifeless mullet then you any want to concentrate on one or two techniques. Let's explore some of the more exotic techniques starting with the cannula and the dermal punch. The dermal punch combines the scalpel method and the needle method. The dermal punch has the user removing the top few layers of the skin by usually scraping it off with a knife or a scalpel as to make a piercing hole through the head easier. Then, just take your needle and punch right on through it. The cannula method is like the needle method except one uses a tube to punch through the skin. When using this technique, be careful that the tube and the needle eye are compatible. Nothing is more aggravating then when the tube

will not pass through the eye opening. The more traditional method is the straight forward needle method. Just take a needle or something like the sort such as an ice pick and punch a hole through the head of your mullet. The bigger the hole thus the bigger an eye you can use. If the head is too tough and you do not have a scalpel or piercing gun then just step on the head to break it but carefully as not to flatten the head. Ouch, this would hurt paying all that money for a mullet you could not use.

Now rigging the mullet is just a tricky as piercing the mullet. Please make sure that any skirts and crimps are added before the leader is passed through the mullet. Now when the hole is made, insert the hook eye back up the mullet and into the mullet's head. Now take the tag end and force it though the top hole coming out the chin. Extend the tag end downward and now add on your appropriate chin weight and then have the tag end come back through the crimp at the beginning of the leader and crimp down. If you do not do this right then either your wife or girlfriend will not be too happy with you because the unsuspecting fish will be able to make off without you being any the wiser. You will be left there hold just your skirt in hand, how embarrassing. In order to test your rig, in one hand hold the leader above the mullet and in the other hand hold the hook. More than three tugs on the hook then you are playing with your mullet instead of fishing with it. Take three tugs at the hook and this will let you see if the hook will simply pull away from the mullet. If this occurred then you have failed to properly pass the leader through the hook eye.

So what do you plan on catching with your mullet? Just what would be attracted to this mullet? As the age old adage goes, the more expensive bling the more attractive that mullet is. Personally, my two favorite targets are dolphin and tuna. Very tasty fish and great game fish as well. As for the dolphin, they will hit just about anything you can put in front of them; however, the big ones, the trophies are and can be more picky because they have learned their lesson along the way. A tasty tuna has very nice eyes and thus they are harder to fool. It's not just your average bling that these fish go for. Remember, with those eyes and attitude, keeping it more natural tends to work out better. Just





Top's Tips Safety First

Top Ingram
Safety Officer

WEAR YOUR LIFE JACKET



On April 16, of this year, an accident offshore of Talbot Island reminds us of the need to wear our life jackets when on the water. As a result of the investigation, it was determined that the two fishermen had anchored about 300 yards offshore of Talbot Island to fish. The weather that morning was calm but it

increased in intensity as time progressed. At around 1 p.m. the surf had gotten real rough and a wave swamped the boat and then capsized it. The two occupants were ejected into the water and neither had a life jacket on. One occupant was able to find a life jacket, place it under his body, and swim to shore. He was unable to find his friend, and once on shore he asked another fisherman to call for help. The victim's body was later recovered from the surf. The cause of death was determined to be drowning.

The above is a stark reminder to wear your life jacket when on the water. According to U.S. Coast Guard statistics, nearly 90% of all boaters who drown are not wearing life jackets. So, don't let your boat guests tell you they do not need one. At least, give them one and ask them to adjust it so it will fit properly in case of an emergency. A life jacket should fit snugly; it should not be loose enough to slide up over the wearer's mouth or ears. This is especially true for children. That means children should have child-sized jackets. Store your life jackets so they are easily accessible when not worn and those with missing or torn straps should be replaced.

With the advent of warmer weather and Club Tournaments on the schedule, I think it is a very appropriate time to remind the Club membership of the fact that the successful fishing / boating trip is the one that begins and ends safely. One way to ensure a safe outing on the water is to wear your life jacket. Although not required by law, except for children 13 years of age and younger,

boaters should wear a life jacket especially when the boat is underway. Historical data shows that many excellent swimmers have drowned when thrown from a moving boat without wearing a flotation device of some type. Recently we had a near tragic accident when a small boat, with 3 fishermen, capsized near the jetties. Since the fishermen were not wearing life jackets, only the quick action of some nearby fishermen prevented a tragedy.

As a practical matter, I know that many of you will not wear your life jacket. If the life jacket is not worn, however, it should be at least readily accessible and available for immediate donning in an emergency such as a vessel sinking, fire, etc. One place it would be readily available is draped over the helm seat back. Please keep in mind that a life jacket will be of no help to you if you are thrown from the boat without the life jacket on. A life jacket should not be stowed in a closed or locked compartment, or have other gear stowed on top of it.

If your boat is 16 feet or longer, you must have a throwable flotation device in addition to wearable ones for each person on board the vessel. The throwable device must be immediately available near the helm and all persons on board should be informed of its position and use. All recreational boats must carry one type 1, 2, 3, or 5 flotation device for each person on board. Any boat 16 feet or over, except canoes and kayaks, must also carry one type 4 (throwable) device.

Most recreational boaters elect to carry the type III flotation device which is designed to keep the wearer vertical in the water and where quick rescue is probable. The type 2 flotation device, or near shore buoyant vest, is designed to turn a person to a vertical position in the water, but not as pronounced as the type I.

The type I flotation device is designed to turn an unconscious person from face down to a vertical position and is used by boaters cruising waters where there is a probability of a delayed rescue. The type V flotation device, or flotation suit, provides not only flotation, but also protection from hypothermia and is intended for special; use activities. No matter what type of lifejacket you carry on your vessel, it will only work when worn.

Make it a point to at least wear your life jacket when running from one spot to another. If you encounter a rouge wake or wave and are thrown from the boat your chances of survival are increased. Wear your life jacket and continue to enjoy safe boating throughout the year.

Top Ingram
Fish Tales

Broke Back Cont.



remember, the bigger the mullet the grander the prize.
Now you are a master of your mullet! Pull it well!!

Best Wishing for Fishing,
Rob Darner



Capt. Rick Ryals & Guest on the Dos Amigos with a nice Bull Dolphin!



**Remember, we need to
support the businesses that
support our club!**



Mike Watts & Chuck Darner took their friend Joe out and Joe schooled them on how to catch a nice 25 Lb King Fish



Sorry Chuck, that is not a Kingfish, it has a mouth full to teeth like a King but it is a Shark. Throw it back!



Loud Hailings
Newsletter Editor
Bill Breen

Our Program Director, says that if you have a suggestion for a guest speaker or know anyone he can trick into giving a talk at the club, be sure to give him their name so he can contact them. Lets help Will out!

I really like to feature PICTURES of club members with some good catches. Either give me a hardcopy at a meeting (I will return it to you) or Phone, or E-mail me your pictures at: PH# 904-254-2791 breenw@bellsouth.net Don't forget to include your name spelled correctly and the fish weight.

Anyone can submit an article for the Reel News just send or give it to me at any time.

Presidents Castings Continued

think that's great and I'll be sure to be out there. However, we do need volunteers to man the cooking booth. Brien Hackbart is heading up the cooking details and he is the point of contact for the volunteers. Please if you can do at least one shift it would be greatly appreciated.

July also is the time for our Kingfish Tune up tournament and with that, our speaker on the 11th will be Capt. Conrad Lau from the professional kingfish series boat Koolau. I've known Conrad for many years and believe me, he knows his kingfish. We will also be doing the awards for the Jr. angler tournament and our speaker for that night will be Capt. Don

On the fishing front, there have been several reports of big "Football" Beeliners and "Greenhead" Sea Bass on the reefs and wrecks along with numerous of the highly endangered Red Snapper. A friend of mine sent me a picture of a couple that he caught and they almost pulled a 30 lb boga grip to the stop. Yes they were released. There are still a few Dolphin around when you can get out as well as some Wahoo and Blackfins. Oh yea, there are Kingfish on the beach as well. I have seen and or heard of several over the 30 lb class on the beach.

**KING MACKEREL**

Order - Perciformes

Family - Scombridae

Genus - *Scomberomorus*Species - *cavalla*

King Mackerel are primarily marketed fresh. They may be sold as fillets, steaks, or in the round (whole). Their raw flesh is grayish, due to its high fat content. They are best prepared by broiling, frying, baking or, especially for large "smoker" king, by smoking.

King mackerel are voracious, opportunistic carnivores. Their prey depends on their size. They favor squid, [menhaden](#) and other [sardine](#)-like fish ([Clupeidae](#)), jacks ([Carangidae](#)), [cutlassfish](#) ([Trichiuridae](#)), [weakfish](#) ([Sciaenidae](#)), grunts ([Haemulidae](#)), striped anchovies ([Engraulidae](#)), cigar minnows, threadfin, northern mackerel and ([blue runners](#)).

The JOSFC COOKS!!!

If you have been hiding, or keeping your head in the sand, you might have missed this bit of information.

The Greater Jax kingfish Tournament has asked us to cook for them. They used to have several vendors selling food at their site, but not this year.

They have decide to provide the food themselves. They have made arrangements to have everything, food grills etc. at their site, and asked the JOSFC to do the cooking. They will split the proceeds 60% for them, and 40% for us up to \$5,000 for the JOSFC!

If you haven't signed up for a shift to cook yet, and would like to, contact Brien Hackbart at **614-7733** or E-mail him at knot2worry96@yahoo.com

This is a really good deal for our club, and will be a fun week July 15th through July 20th.

Fish Slips

Thanks to Carol Hixenbaugh,
Boathouse Discount Marine now accepts
our Fish Slips!

Boathouse Discount Marine

...your complete marine supplies & parts center!



Our 7,000 ft² retail store is fully stocked with parts and supplies to fix, maintain, or upgrade your boat, motor, or trailer. We are dealers for Mercury, Yamaha, Honda, Evinrude/BRP, Suzuki, Volvo, MinnKota, and MotorGuide...with OEM parts, and motors in-stock.

Jon Boats starting at \$599.

Mention this ad and receive 10% off your bill!



YAMAHA **MERCURY**



HONDA
MARINE



5615 Blanding Blvd., Jacksonville (S. of 103rd St)

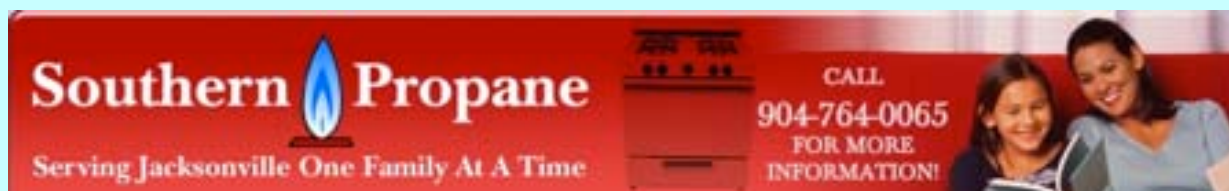
(904) 778-7775

www.BoathouseDiscountMarine.com

Sun	Mon	Tues	Wed	Thur	Fri	Sat
Kingfish Tuneup Tournament Sun. 6/30	1 Board Meeting	2	3	4	5	6
7	8	9	10	11 Club Meeting	12	13
14	15	16	17	18	19	20
	Greater Jacksonville Kingfish Tournament					
21	22	23	24	25 Club Meeting	26	27
28	29	30	31			July

Coming Events:

July 1st - JOSFC Board Meeting
 July 11th - Club Meeting
 July 15th -- 20th - Greater Jax Kingfish Tournament
 July 25th - Club Meeting
 October 19th - Annual Awards Banquet



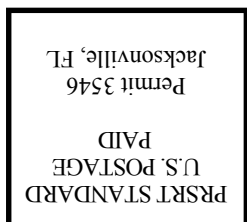
Tournament Schedule for 2013

Tournament	-	-	Month	-	-	-Date / Alternate
						Saturday - Sunday
Kingfish Weather Date			July	-	-	6
The Powder Puff Tournament -			August	-	-	11 / 18 - - Laura Ogin
The Light Tackle Tournament -			August	-	-	24 - - Alan Shepard
Light Tackle Weather Date			September	-	-	1
The Bottom Tournament -			September	-	-	7 - - 15 - - Jack Ogin

Associate Members

Academy Sports • Advantage Signs • All Aluminum Concepts • Amelia Island Bait & Tackle • Angie's Sub Shop • Atlantic Coast Marine • Atlantic Engraving & Graphics • Available Angler • Avid Angler • B & M Bait & Tackle • Beach Plaza Auto Care • Best Western Mayport • Boat U. S./Angler • Boathouse Discount Marine • Boatronics • BOCA Bearings • Bonefish Grill • Bowen Upholstery • C & H Lures • Capt. Dave Sipler's Sport Fishing • Carolina Skiff • Catchin' A Buzz Fishing • Consignment Boat Sales • Copperhead Metal Arts • Coastal Angler Magazine • Custom Marine Components • DOA Lures • Dames Point Marina • Dandee Foods • Dell Marine • Doherty Brothers Marine Construction • Donovan Heating & Air • Fish Carvings by Rick & Billy • Fish Florida • Fish On • Fishing Connection • Fishing Nosara.com • Five Star Pizza • Florida Sportsman Live • Gary Newman Insurance • Gone Fishin' • Great Atlantic Outfitters • Greater Jax Kingfish Tournament • Hagerty Construction & Roofing • Hardees • Holzman's Key Cottages & Bayside • Hoo Rag • Hook The Future • Hope Fishing Adventures • Hulihan Territory Irrigation Systems • In River or Ocean • International Ropes • Island Electric of the First Coast • Julington Creek Carpet Care • KC Crave • Knight Electric • Kona Skate Park • Magic Tilt Trailers • Mandarin Ale House • Mercury Outboards • Mike's Taxidermy • Mousa's Auto Interiors & More • Murphy Communications • Nosara Paradise Rentals • Ocean Waves Sunglasses • Paradise Resort • Pepsi Bottling Co. • Proctor Ace Hardware • Progressive Insurance • Pure Fishing • Reel Fish Deals • Rick's Bait & Tackle • River Marine • Roffer's Ocean Fishing Forecasting Service • Safe Harbor Seafood • Salt Life • Salty Charters of Jacksonville • Sea Angler Gear • Sea Dancer Charters • Sea Tow • Singleton's Seafood Shack • Skate Station Funworks • SOC 7 Productions • Southern Propane • Still Just fishing Show • Strike Zone Fishing • Styles Smith Plumbing • Sumo Design Studio • Sun Deli • Sure Set Jigs • SweetWater Brewing • Taylor Concrete Services • T.B.S. Jigs & Charter • The Ice Man • The Outdoors Show • The Spot Tournament • The Waters' Edge Boat Detailing • Towboat US of Jacksonville • Trout River Fish Co. • Vic2Fish & Adventures • West Marine • Wild Adventures • Wilson Trailer & Repair Inc. • Windsor Park Golf Club • Woody Wax • Zaxby's

SUPPORT OUR SPONSORS! THEY SUPPORT US AND FISHING!



**Jacksonville Offshore
Sport Fishing Club**
P.O. Box 331185
Atlantic Beach, FL 32233

