



The Newsletter of the . . .

# The Reel News



Serving the Northeast Florida Fishing Community Since 1959

Volume 51 Issue 4

April 2011



## PRESIDENTS CASTINGS

Capt Don Cook

Here it is April and finally there is at least one bottom fish you can keep (b-liners). This is going to be a busy month for the club. Saturday the 16<sup>th</sup> is the non-live tournament. The same weekend as the boat show at metro park. We will have a booth at the show so anyone not fishing the non-live your help will be appreciated. The Florida Sportsman show was a good time. Manning the booth I got to see a lot of members and friends. At the end of April the Morning Star Tournament. is being fished. I can't wait. My supply of Mahi is getting low and stocking up is always fun.

We are seeing some evidence our voices are being heard on the regulatory front. In March the SAMFC voted to table the catch share idea. I hope permanently but you never know with these people. I also just received a copy of Gov. Scott's recommendation of Captain Robert Johnson for the seat on the council for recreational fishermen. He had to send three nominees but he put Capt. Johnson first. I don't know of anyone with more knowledge of fishing in our area and it will be good to have him speaking for us. Let's hope he ends up with the position. It's fishing season gain. See you on the water or at the clubhouse. Don



You're Invited  
to the 52<sup>nd</sup> Annual  
**'2738' Sailfish  
Pot Party**  
*The Pot*

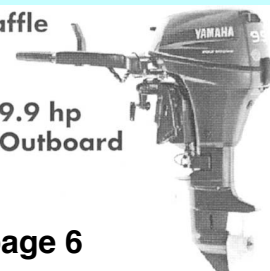


Date: Saturday, April 9, 2011  
Time: 6:00 PM to ??  
Location: Ramallah American Club  
3130 Parental Home Road  
Jacksonville, FL  
Menu: Steak, Oysters, Wings & Beer  
Bring your own Oyster Knife & Towel  
Cost: \$30.00 Prior to April 1, 2011  
\$40.00 After April 1, 2011  
Prizes: The best assortment of Raffle prizes

EVER, with a

Grand Raffle  
Prize:

Yamaha 9.9 hp  
4-stroke Outboard  
Motor!



Application on page 6

THIS IS A STAG EVENT !



You all know the face in the above add for C & H Lures as our own Steve Grant.


Well I would like to congratulate Steve & Jacqui Grant on the arrival of the newest member to the C & H Fishing team.

On March 3, 2011 Jacqui presented Steve with a 10 pound 4 ounce Baby Boy, Steven Tyler Grant Jr.



Both Jacqui & Tyler (They are calling him by his middle name.) are doing very well.

I confirmed Steve is being a good Daddy, and actually changing diapers!



**To Help Keep Us Out Of Trouble**

I just spent a couple of hours going through the Fishing Regulations, both Florida and the SAFMC junk.

What I learned is that you need to take a college level class on the combined regulations to even begin to understand them.

What I can say for sure is that NOW if you are going to bottom fish you are required to use non-stainless steel CIRCLE hooks, have an approved DE-HOOKING device an approved MEASURING Device (The "Tape" molded in the top of a cooler = Citation) and a VENTING TOOL on board. ( No Eddie, a venting tool is NOT called a gaff.)

You should also get or download the LATEST Florida Fishing Regulations and have them with you when you go fishing.

The FWC are good guys, but the rules change so often and fast, they may not remember the latest change, and having the latest from their website might help avoid a citation!

**SAFMC Battle Ground**

**Recent closures and actions**

- All grouper are closed Jan – April - Spawning Season Closure
- Sea Bass is now closed till June 1<sup>st</sup>, 2011
- Red Snapper is closed indefinitely
- Speckled hind and warsaw grouper are now closed indefinitely
- Closed snowy grouper, blueline tilefish, yellowedge grouper, misty grouper, queen snapper, and silk snapper, beyond 240 feet (73 m) in federal waters of the South Atlantic.

Another WIN for us.

At the St. Simons Island, GA March meeting the SAMFC voted 8 to 1 with 1 abstaining, AGAINST Catch Shares!

We are beginning to be heard! Now we really need to keep the pressure on our elected officials!



The Reel News is published monthly by the Jacksonville Offshore Sport Fishing Club (JOSFC). All rights reserved.

**Officers:**

President .....	Don Cook
Vice President .....	Danny Del Rio
Secretary .....	Allison Thornton
Treasurer .....	Tina Proescher

**Board of Directors & Special Staff:**

Special Events .....	Butch Ogin
Books & Charts .....	AJ Proescher
Hospitality .....	Larry Hixenbaugh
Fishing Coordinator .....	Greg Wallace
Membership .....	Paul Gallup
Trophies & Awards .....	Alan Shepard
Special Advisor .....	Chris Rooney
Newsletter Editor / Website ...	Bill Breen
Newsletter & Marine Radio....	Mike Murphy

©Copyright 2010



## Rob's Fishing Lore

### The Diary of a Mad Fisherman

March 4, 2011.... 6:41 PM

“.Synopsis...Winds and seas will remain elevated through early next week. Strong high pressure will advance off the New England coast south of the region on Monday. Meanwhile....another strong high pressure system will re-establish well north of the local area early next week.” The noise from the wind moving through the tree limbs outside my window while I write this tends to agree with the NOAA weekend forecast. The predicted seas inside twenty miles are 5 to 7 laying down to a mere 4 to 6 foot while outside twenty miles it's a 7 to 10 laying down to a mere 6 to 9 foot. End of the North rocks anyone? Ledge trip say you all? Well, it's a ledge trip for me and the crew. The reports were in that the larger fish were starting to show and the temperature was getting just about right so the weather 'be %\*#^', I'm a going! Well, its goodbye for now because I have to get the rods ready and get the boat prepped.

March 4, 2011....9:56 PM

The boat is prepped and finally my crewmate was sent to bed. He was good today so he got to stay up a little extra and watch Iron Man 2.

March 5, 2011....5:39 AM

It's off to go get the bait then return to wake my crew and off to the ramp. With the bait secured, I roused my crewmember from his long and dreamy sleep so we could go fishing.

March 5, 2011....8:00 AM

The boat was launched from the ramp. We set forth out upon the waters while the wind was still calm from the night. The tide was at its peak and fishing should be good since we are going to fish the ebbing tide. The water temperature was warming drawing the fish in so stated the locals forecasting fishing glory for this weekend. Low tide was to be around 2 PM today thus the conditions were right for a once in a life time fishing expedition. Power was applied to the engine and the boat slowly made its way across the water. On this particular day, only a couple others were fool enough to try and we decided to venture further then they did.

March 5, 2011.... 8:45 AM

We reached our first spot and lowered the anchor. It only took us a couple of minutes and we were fishing and we started fishing. Well, the tide was slow to respond and the fish seemed to have lock jaw and we kept fishing and we

kept fishing right up to the time we pulled anchor to move to another spot. We restarted fishing at the next spot and we started to fish once again and still the fish had lock jaw. We gave them dead baits and artificial baits with no more results thus we moved for a third time!

March 5, 2011... 10:40AM

Bryon switches tactics and puts his bait straight off the boat. He was fishing the edge/ ledge of the oyster bar just 15 feet away from us. It did not take more than 30 minutes or 30 seconds before his rod bent over and the drag started to scream. The strength of the fish surprised us as it fled from the boat. With its broom like tail, the fish boiled the water and ran again and again. We knew this had the possibility of not being a small fish for the tackle and we were not disappointed. I must say, Byron hooked and fought his fish as well as any seasoned angler todate would have. His black drum gave his a pleasurable pull and gave the captain hopes that these fish were moving up on the oyster bars here in Guanna Damn. We took one photo of the fish and released it for next time and then we waited again. Still, we waited for our next bite which did not come with any hurry. In fact, we moved at least three or more time looking for the fish trying this oyster bar or that oyster bar. The best we could do was just a couple of swings and misses, so much for the Captain landing a fish. We fished out the tide thinking that the fish would turn on or magically appear but this was not the case.

March 5, 2011....2 PM

With my arms tired of rowing, the little tin boat 'LaMont' returned back to the ramp so we could load it in the Suburban. The roar of the waves crashing the beach throughout the morning told us that we had made a good choice in choosing Guanna instead of running offshore. I might be mad over the fruitless exercise of spending 6 hours on the water and having very little fish to show for it but I am not that crazy to



go run my boat out the end of the jetties in 5 to 7 footers without paying at least \$400.00 do so.

Best Wishes for Fishing,  
Rob Darner





## Top's Tips Safety First

Top Ingram  
Safety Officer

### Towing your Boat

Now, with improving weather and tournaments on the schedule, Club members will be towing their boats more to get in on the action. In order to have a safe, successful boating/fishing trip, if you are one of the 95% of recreational boaters who tow their boats, you must first tow your boat to the nearest boat ramp for launching. Towing a boat has its good and bad points, and the potential problems in towing are many. I would like to remind everyone of a few things to consider before towing your boat.

Before you add a trailer hitch to your vehicle to pull that new, or used, boat you will be fishing from, you should look at it as a package and make sure the vehicle is capable of towing the weight of the boat and trailer. Unless your vehicle is specially equipped, you should not tow a trailer load that weighs more than the vehicle. Manufacturers sell towing packages that include several modifications for your vehicle such as heavy-duty radiators, transmission oil coolers, heavy-duty brakes and proper suspension systems based on tongue weight.

Before connecting your vehicle to a trailer, make sure you are using the correct sized ball for your coupler. Never use a coupler designed for a larger ball even if it seems to fit as it can come loose with disastrous results. Also, it is sometimes possible to put a coupler on a larger ball than it was designed for. Don't do it! It will bind and the trailer will not track correctly. The shanks of balls vary in size with the ball. Never use a smaller ball than required, as the shank will be undersized and could shear.

Balancing the load on your trailer is very important to safe towing. Between 5 & 7% of the tow weight (boat+motor+contents+trailer) should be on the tongue. If you have more than this, the rear squats, the front lifts, and your vehicle is hard to handle. If you have less, the trailer is likely to fishtail, and the wind from a large truck could cause you to lose control. For example, the tongue weight for the average passenger car should be no more than 100 pounds with the towing package weighing no more than 2,000 pounds.

To check your tongue weight, load your boat with the gear you normally carry. Then, stack cinder blocks to the height of your trailer ball and place your bathroom scales on top of the blocks. Now, lower your trailer tongue onto the scales. If the tongue weight needs adjusting, the simplest way is to move the load inside the boat forward or aft. If this is not sufficient, you can move the winch stem and your boat forward or aft.

To ensure that your boat will get you to and from your favorite fishing spot, you should develop a "check list" and review it to make sure that each equipment item necessary to the proper, and safe, operation of your boat is operating properly; and that all needed fuel, water, oil and other supplies are on board before you leave your driveway, dock or marina.

Your checklist should be tailored to your specific boat depending on whether it is an inboard or outboard, etc. In general, your list should include all items essential to the safe operation of your boat. For instance, your checklist should include the following items: fuel (always a full tank before heading offshore), oil (carry a spare quart in case of a leak), cooling system, battery, belts and hoses if applicable, etc. Checking the above items takes only a few minutes and can save you hours on the water and hundreds of dollars if you have to call for a tow.

If your boat has two batteries, you should start the engine on number one then shut down and start on number two to make sure both batteries are fully charged. It is also recommended that you go out on one and back on the other. Never run on both because if you have a problem, you will discharge both and not have a spare to start the engine.

Your checklist should also include Coast Guard required safety items such as life jackets (at least one for each person on board), visual distress signals, fire extinguisher, sound producing device such as a whistle or horn, working navigation lights, and proper ventilation and backfire flame control if your boat is powered by an inboard engine. If you have a radio, you should verify that it is in proper working order before you need it in an emergency. Also, recommend you carry a spare hand held radio in case your main radio fails. If you run out to the Gulf Stream, or similar distances offshore, you should include a ditch bag in your check list.

Each boat captain should brief at least one person on the operation of the vessel in case he/she is disabled. This may seem trivial, but there have been cases where this knowledge was a lifesaver in an emergency. The last item on your checklist should be a float plan completed and left with a responsible party. You can never be too safe when towing your boat. Just as any good pilot goes over his/her safety checklist before taking off, it's wise to do the same when towing. Here's a list of important items you need to address every time you head to the water.

#### PRE-TOWING :

- Check cold tire pressure on the tow vehicle and trailer.
- Make sure you are towing the trailer in a level position.
- Verify that lug nuts on the tow vehicle and trailer tightened to the correct torque setting.
- Stow all required U. S. Coast Guard equipment in the boat.
- Secure outboards or stern drives in the full-up position.
- Securely tighten the boat cover if it is used when towing.
- Secure the coupler. Insert a bolt or other locking device into the coupler so it does not pop open.
- Connect the trailer lights and check to make sure they are working properly.
- Secure the safety chains and emergency brake cable.
- Raise the trailer jack and lock it in place.

Towing Continued

- Ensure that the boat is snug against the bow stop and secured with a winch strap, plus a safety chain or tie-down.
- Make sure the transom tie-downs are tight.
- Properly secure all equipment inside the boat.
- Adjust the tow-vehicle mirrors as needed.

BOAT PRE-LAUNCH (IN PARKING AREA OR READY LANE):

- Remove tie-downs.
- Remove engine support.
- Disconnect trailer wiring from tow vehicle.
- Load and stow gear to be carried on board.
- Check all boat systems: engine, bilge pump, lights and horn, etc.
- If equipped, turn on the engine compartment blower.
- Make ready all dock lines, fenders and boat hook.
- And, last, DO NOT FORGET TO INSTALL THE DRAIN PLUG.

BOAT LAUNCH (ON THE RAMP)

- Back down the ramp far enough to allow engine cooling water to be picked up.
- Set the emergency brake, put the vehicle in park, and block the rear wheels. Do the same when retrieving the boat.
- On stern-drive or outboard boats, lower the drive into the water.
- Start the engine and let it warm up.
- Disconnect the winch hook. From the bow eye.
- Proceed to launch.
- Enjoy your outing and have a safe trip.


Top Ingram  
Fishtales

**Gary Newman**  
**INSURANCE**  
*Family Owned & Operated*

- **Boat**
- **Auto**
- **Home**

67 E. Sailfish Dr. • Atlantic Beach, FL  
**241-0777**

Associate Member  
of the Month !



Pier 17 has been a sponsor of our club for over 30 years! For the El Cheapo, one lucky person won a certificate for 48% off ANY ONE item in their store!

This month is their 48th year in business, and to celebrate, they will have lots of selected items in every department on sale at **48% off!**

If you need something for your boat, it just might pay to check there first. This is one store that has everything and them some!

Remember, we need to support and promote the businesses that support our club!

Loud Hailings

Newsletter Editor

Bill Breen

Anyone can submit an article for the Reel News just send or give it to me at any time. I really like to feature PICTURES of club members with some good catches, like these in this issue. Either give me a hardcopy at a meeting or Phone, or E-mail me your pictures at:

PH# 904-254-2791  
[beenw@bellsouth.net](mailto:beenw@bellsouth.net)



## Instant Crew, Just Add Water

<u>Name</u>	<u>Phone</u>	<u>Availability</u>	<u>Can call the Night before.</u>
Pete St.Laurent -	C = 220-9199	Most weekends	Up to 8:00 pm
Rodney Anderson	-C = 318-4005	Any day	Up to 9:00 pm
Richard Fisher	- H = 221-9629 - Cell 738-1010	Nearly every day	Up to 8:00 PM the day before.
John Porcella -	C = 610-3855	Nearly any day	Up to 10:00 PM
Joe Esparza	- C = 536 - 4114	Any Day	Up to 10:00 pm
Phillip Ferdon -	H = 879-0184 C = 887-6736	Fri. Sat.	Up to 9:00 pm
Rod Saffles	- C =993-6986	Any Day	Up to Midnight
Ron Hunter	- C = 733-1197	From Noon Wednesday through Sunday	Up to 8:00 PM
Ronald Cowart -	C = 879-4724	Weekends	Up to 9:00 PM
Greg Cole	- C = 412 - 5722	Any Day	Up to 9:00 PM
Jason Jones	- C = 945.6576	Weekends	Up to 9:00 PM

*Men's Entry form ONLY*

***The 52nd Annual  
"2738" Sailfish Pot  
Party is going to be  
the best event in  
recent history!***

***If you have attended  
this party before, you know  
what an enjoyable evening  
of fellowship and fun it  
can be, and if you've never  
been before you'll be glad***

**OFFICIAL ENTRY - 52<sup>ND</sup> ANNUAL "2738" SAILFISH POT PARTY**

Saturday, April 9, 2011 • 6:00 pm till ??  
Ramallah American Club • 3130 Parental Home Road • Jacksonville, FL  
Menu: Steak, Oysters, Chicken Wings & Beer (Bring your own oyster knife.)  
Cost: \$30 prior to April 1, 2011 • \$40 after April 1, 2011

NAME \_\_\_\_\_

BOAT NAME (if applicable) \_\_\_\_\_

ADDRESS \_\_\_\_\_


CITY \_\_\_\_\_ STATE \_\_\_\_\_ ZIP \_\_\_\_\_

PHONE \_\_\_\_\_ EMAIL \_\_\_\_\_

Please make check  
payable and mail to:  
Eddy Barrera  
3612 Belfort Rd.  
Jacksonville, FL 32216

AMOUNT ENCLOSED \$ \_\_\_\_\_  
(\$30 if received by April 1, 2011  
\$40 if received after April 1, 2011)

**Southern Propane**



Serving Jacksonville One Family At A Time



CALL  
**904-764-0065**  
FOR MORE  
INFORMATION!



Sun	Mon	Tues	Wed	Thur	Fri	Sat
 <div style="background-color: #4F81BD; color: white; padding: 20px; text-align: center; font-size: 2em; font-weight: bold;">April</div>					1	2
				3	4 Board Meeting	5
10	11	12	13	14	15 Boat Show 12:00 - 9:00 pm	16 The Non-Live Tournament Boat Show 10:00 am - 9:00 pm
17 Boat Show 11:00 am - 6:00 pm	18	19	20	21 Club Meeting	22	23
24	25	26	27	28	29	30

- Coming Events:**
- April 1st - B-Liners OPEN! Limit 5/ day - 12" minimum length, Pinched tail measurement
  - April 9th - The Sailfish Pot Party at the Ramallah club 6:00 PM
  - April 15, 16, & 17th - Boat show Metro Park and Marina
  - April 16th - The Non-Live Tournament
  - April 30th - Moring Star Marina Tournament

**Tournament Schedule for 2010**

Tournament	Month	Date / Alternate	Saturday	Sunday
The Non-Live Tournament -	April	-----16/ 23	-----	Fishing Dir.
The Unlimited Trolling Tournament -	May	----- 7/ 14	-----	Paul Gallup
The May Trolling Tournament -	May	----- 22/ 29	-----	Eddie McGowan
The Junior Angler Tournament -	June	----- 19 / 26	-----	S. Kalaitzis
The Kingfish Tune-Up Tournament -	July	----- 2 / 16	-----	M. Summersill
The Powder Puff Tournament -	August	----- 7 / 14	-----	Judy Altman
The Light Tackle Tournament -	August	----- 20/ 27	-----	Greg Wallace
The Bottom Tournament -	September	----- 10/	-----	11 -- AJ Proescher

# Associate Members

•Academy Sports • Advantage Signs • All Aluminum Concepts • Amelia Island Bait & Tackle • Angie's Sub Shop • Atlantic Coast Marine • Atlantic Engraving & Graphics • Avid Angler • B & M Bait & Tackle • Beach Plaza Auto Care • Best Western Mayport Inn & Suites • Bluewater Canvas • Boat U.S. / Angler • Boathouse Discount Marine • Boatronics • Bonefish Grill • Bowen Uphoistrey • Brown's Creek Fish Camp • C & H Lures • Captain Dave Sipler's Sport Fishing • Carolina Skiff • Catchin' A Buzz Fishing Co. • Coastal Angler Magazine • Common Ground Lawn & Landscaping • Consignment Boat Sales • Custom Marine Components • D.O.A. Lures • Dammit Man fishing • Dandee Foods • Doherty Brothers Marine Construction • Donovan Heat & Air • Duval Paint & Decorating • Fish Carvings by Rick & Billy • Fish Florida • Fish On • Fishing Connection • FishingNosara.com • Florida Sportsman Live • Freedom Boat Club • Ft. George Island Marina • Gary Newman Insurance • Gene's Seafood • Great Atlantic Outfitters • Greater Jacksonville Kingfish Tournament • Green Frog Pest Prevention • Hagerty Construction & Roofing • Hardees • Home-Zone Cleaning • Hook the Future • In River or Ocean • International Ropes • Island Electric of the First Coast, LLC. • Julington Creek Carpet Care • Just Fishing Show • Knight Electric • Knot 2 Worry Fishing Team • Kona Skatepark • MarineMax • Mercury Marine • Mike's Taxidermy • Morningstar Marinas at Mayport • Murphay Communications • Nosara Paradise Rentals • Ocean Getaway • Ocean Waves Sunglasses • Pepsi Bottling Group • Pier 17 Marine • PinPoint Mobile Yacht Repair • Proctor Ace Hardware • Progressive Ins. • Pure Fishing • Rick's Bait & Tackle • River Marine • RiverLife • Roffers Ocean Fishing Forecasting Service • Safe Harbor Seafood • Salty Charters of Jacksonville • Salty Styles • Sea Dancer Charters • Sea Tow • Skate Station Funworks • Smith & Son's Tree & Lawn service • SOC 7 Productions • Solomon's RV & Boat Storage • Southern Propane • [www.southernpropane.net](http://www.southernpropane.net) • Strike Zone Fishing • SUMO Design Studio • Sun Deli • Sunrise Outdoor Company • T.B.S. Jigs & Charter • Tait's Bait & Charter • Taylor Concrete Services • The Ice Man • The Outdoor Show • The Spot Tournament for Charity • The Waters Edge • Trout River Fish Co. • Vic2Fish & Adventures, Inc. • W.L.S. Contracting • Waddell & Reed Financial Advisors • West Marine • White Shell Fish Camp • Wild Adventures • Wilson trailer & Repair • Windsor Park Golf Club • Woody Wax • Workman's Kwik-Fix Plumbing • Zaxby's •



## **Jacksonville Offshore Sport Fishing Club**

P.O. Box 331185  
Atlantic Beach, FL 32233

PRSRT STANDARD  
U.S. POSTAGE  
PAID

Permit 3546  
Jacksonville, FL