



# The Reel News

The Newsletter of the . . .



*Serving the Northeast Florida Fishing Community Since 1959*

Volume 63 Issue 8

August 2023



## PRESIDENTS CAST NET CAPTAIN Chris Jones

Greetings JOSFC Anglers,  
August has arrived,

and it's time to embark on some exciting saltwater fishing adventures right here in Jacksonville, FL. As the summer sun shines down on our coastal waters, numerous opportunities await both novice and seasoned anglers alike.

Firstly, I want to express my gratitude to all those who joined us for the mini-Snapper season on Friday and Saturday. It was wonderful to see so many of you out there and thank you for sharing your photos.

Additionally, I extend my appreciation to Darrin Willingham for organizing the fantastic meeting on July 6th and for bringing FWS leadership to the table. The presence of elected officials in our future meetings might provide further insights and opportunities for feedback, even if we may not always agree with the outcomes. It's essential that we have a better understanding of how decisions are made, and your active participation is valued.

As a reminder, flounder fishing is currently in its prime. These elusive flatfish

can be found near sandy bottoms and structures like bridges, jetties, and docks. For the best results, try drifting live bait such as mud minnows or finger mullet along these areas. Keep a sharp eye out for that subtle "tap" as flounder are known for their sneaky bites.

Share Your Fishing Stories:

We want to hear from you! Share your fishing adventures, photos, and tips with the community. Submit your contributions to [newsletter email], and we'll feature them in our upcoming editions and social media platforms.

Tight lines, sail safe, and happy fishing!

Captain Chris

## REMEMBER WE HAVE MEMBERS LOOKING FOR A RIDE!!!

When you are going out and have room for one more, or need crew to **help pay for gas**, we have several members that do not have boats, and are always looking for someone to take their gas money!

Just either give me a call, text or E-mail  
[breennw@bellsouth.net](mailto:breennw@bellsouth.net).

904-254-2791

Or post it on the club's **Dock Talk** page.

We will get you that extra person to fill out your crew!

Who knows, you just may find a new great friend!



## Loud Hailings

Bill Breen  
Newsletter  
Editor

*Just a reminder, ANYONE and everyone can submit something, a good story, joke, or you can also submit photos to be included in our Newsletter. Just get your article and or pictures to me by the 18th of the month, to be in the next months newsletter. Just hand me a copy at any meeting, or E-mail it to me at :*

[breenw@bellsouth.net](mailto:breenw@bellsouth.net)

*There is a lot of work in getting the information and putting the newsletter together and keeping it revelant and interesting , so please go ahead and submit something!*



*The Reel News is published monthly by the Jacksonville Offshore Sport Fishing Club (JOSFC). All rights reserved.*

### Officers:

President ..... Chris Jones  
Vice President.....Darrin Willingham  
Secretary ..... Ashley Rehberg  
Treasurer ..... Tom Forbess

### Board of Directors & Special Staff:

Tom Ruggles - Tournament Director  
Mayan & Mark Aley - Co-Awards & Events  
Max Stein - Fishing Director  
Stacey Schwab - Membership  
Marianna Suzette - Media Director  
Patti Daniels - Hospitality Director  
Bill Breen - Web & Newsletter  
Bill Pollackov - Speaker & El Cheapo Director  
Tom Ruggles - Fishing  
Rob Vermillion - Advisor to the Board

©Copyright 2022

## Want to catch more fish?

### PART #1

Hi there everyone! I am going to give you something to think about as far as fishing, and really catching fish.

For those of you that don't know me very well, I moved **back** to Florida in 2003. I was born in Lakeland, FL 76 years ago. I have been here for 20+ years now and while I don't get to do much fishing any more, I would like to pass on what I have learned.

I have been Fishing and Free-dive Spear Fishing, since I was 10 years old in Rio De Janeiro, Brazil, and finally got Scuba certified in 1964.

I won Gold Medals 5 years in a row (Both individual and Team. ) from competing in State, National, and International Police Olympics in both Skin Diving and Scuba Diving Competitions. 30 to 50 two man teams in each event.

**I got my degree in Oceanography** from California University at Humboldt, with **secondary** degrees in: **Marine Zoology, Marine Biology, Marine Fisheries,** and Wild Life Management. ( I also like to Hunt.)

From about 1967 to 2003 I was fishing and diving on the West Coast mostly North of San Francisco. I averaged about 400 hours on the boat engine every summer, with probably as many hours just drifting with the engine off. ( We NEVER anchored out there.) We usually only had part of June, all of July and August, and part of September for fishing because of the weather.

I became known as THE best fisherman off Eureka California. People constantly wanted to know my "Secrets" for catching fish every time I went out! No "Secret", I readily told anyone that wanted to know how I did it.

You know "Those Days" when everyone is saying - "It is SLOW, the fish are not hungry today, Can't get a bite to save my life."

Well I would catch our fish and then meet up with a friend and take his passengers

Continued on Page 3



Fishing Continued

on my boat and catch their fish in 30 to 45 minutes .

**It helps to have your Oceanography and Marine fisheries degrees!**

I am going to give you some good information that just may help you catch that more fish!.

You all know the 7 'P's, well that is what you need to really pay attention to . Proper planning and preparation.

First and probably most important, do you want to have that fish to break off right at the boat? I didn't think so . . . . . If you haven't already done so, get NEW line on your reels!

Most fish here have a mouth FULL of teeth, and a really hard mouth. DO NOT depend on your hooks being sharp enough right out of the box. Sharpen them with a fine stone so they are as sharp as you have ever had a hook.

How about your landing net if you are fishing in the river? Yes, even those can get weakened by this Florida Sun and UV. I have seen this happen to people, they go to land the fish, and it breaks right through the net, so now they have the hoop of the net around their line with the rotten net, and are still trying to fight the fish ( That luckily didn't break off YET. ) through the net! Not a very good thing to have happen.

Is your Gaff sharp, and sturdy enough to haul that 50 pound Cobia on board? Remember to ALWAYS bring the Gaff to the fish from BEHIND the fish and line. Fish can't swim backwards, so if they make a break for it you won't be catching the line and breaking it!

What fishing gear have I learned works best? Remember I am 76 years old, and have been fishing longer than most of you. I have had almost every type of Rod & Reel that they make. Here are my recommendations:

Rod, any good 7' medium action rod is good for most fishing conditions. Easy to maneuver around on a boat.

..... Reel, this is the big one, I strongly recommend a "**Lever Drag**" reel. Why? Because I used to have the standard "Star Drag" reels and lost a few fish right at the boat. That is because quite often as you get that fish up to the boat, it will make a sudden, STRONG, dash back to the deep, and with your heavy drag set, the fish breaks your line with that sudden surge.

I was out with a friend that had a "Lever Drag" reel and he had just winched a 79 pound Pacific Halibut up to boat side and wanted me to use his new Flying Gaff. ( I had NEVER used a flying gaff before. ) naturally I blew the gaff shot and the fish made it's dash back to the deep.

Just before I tried the gaff shot, he backed off his drag with one smooth move of his thumb. As that Halibut ran for the bottom, 240' below, he smoothly thumbed the drag back up to his pre-set drag weight, stopping the fish ( Without it breaking off! ) and brought it back up to the boat. ( Yes, I did get that Gaff shot right this time! )

Right then and there I fell in love with "Lever Drag" reels! I switched ALL of my gear over to them.

EXCEPT of course my "SPINNING" reels.

If you are casting or fishing for smaller fish like Trout, Sheepshead, or similar size fish, I like "Spinning Reels". For these I like a good high quality reel! Brand doesn't matter, just get the best that you can afford.

That again is another lesson I learned the hard way.

We were Albacore fishing off Eureka and got into them so they were hitting hard and fast. I had 3 of us on board, and 4 Rod & Spinning Reel sets out. We were getting 4 hookups at a time and it was wild!

The Albacore would hit, make about a 300 yard run, then when you got them close to the boat they would make another run of about 250 to 300 yards, and again a third run of about 100

Fishing Continued

yards. THEN you could get them to the boat and boated.

Suddenly one of my friends said this must be a really big one, he couldn't get it back to the boat. I said just tighten the drag more. He tried and said it wouldn't tighten! In checking the drag and it was totally burnt out on that cheap reel! Ever tried to hand line about 400 yards of "Spyder Line" back in with a 40 pound Albacore on it. NOT FUN! That same trip a second cheap reel's drag went bottoms up!

I also learned to have a pair of those Stainless Steel Filet Gloves on the boat to use when I had to handle the fishing lines with a fish on the end!

For my Spinning Rods I like the 8' to 9' Spinning rods, again they are easier to maneuver on the boat than the longer ones

How about your boat? In tip top shape, motor recently serviced? I have seen people that entered a tournament back their boat down to launch it, and the motors wouldn't start!

Your batteries FULLY charged? Bilge pump working? Here is one most people overlook, how good is that 'O' ring on your drain plug? Replaced it in the last couple years?

Checked your FIRE EXTINGUISHERS? As in at least 2.

Now a couple more little things to check. Make sure your fishing license is CURRENT, AND that you have that "Reef Fishing" permit added to your license. It is free you just have to get it added if you are fishing offshore.

**PART #2 will be in September's Newsletter.**



Me with Albacore See I CAN catch fish!

## How about Satellite Communications when you are Offshore?

This good news from my latest issue ( August / September 2023 ) of BOATING Magazine.

If you have an iPhone 14 or 14 Pro you are in luck! IF not, it just might be time to Upgrade to the 14!

The iPhone 14 has an emergency SOS feature that lets you message Emergency Services like 911 and other First Responders via Satellite when you are out of Cellphone or Wi-Fi range!

You can also let others know your location via Satellite by opening your "Find my Phone" App and sharing your location!

The service is free for the first 2 years and uses the GLOBALSTAR satellite network.

Not a really Big Deal? Maybe we would still have those two First Responders we lost off St. Augustine a few years ago if they had a way to let people know where they were.

When going fishing, take an Action Figure with you.... it will make your catch look amazing!!!  
LOL!!!!





## HERE IS YOUR ANNUAL SAFETY TEST!!! . . . . . AGAIN!!

**Seriously, take this test and think about your answers You and your crew's lives may be at stake!**

**You probably already failed! That is NOT a good thing.** Can you answer these questions without looking up some of the answers?

- 1 - Did you leave a FLOAT PLAN with someone, or on the dash of your tow vehicle?
- 2 - What date was your single, woefully too small, fire extinguisher last checked? Is it current, or has it been sitting in it's holder for the last 2+ years with all the dry chemical compacted and hard at the bottom? Do you have a big enough Fire Extinguisher? They are cheep, why not have two or three on board?
- 3 - What is the expiration date on your **Flares**?
- 4 - Is your ditch bag sitting out where it will be available and have an EEPER attached to it?
- 6 - Do you even have an EEPER? Why NOT? They are just a couple of hundred now! Isn't your life and your crews lives worth that little money? Are it's Batteries good? They should be replaced every 5 years!
- 7 - Does your ditch bag have enough water for everyone for a couple days?
- 8 - What year did you last replace the batteries in your hand held VHF radio? Is it IN your Ditch Bag? The same thing for your hand held GPS?
- 9 - Where is your hand operated bailing device?
- 10 - Does your hand held air horn work? What you don't have one?
- 11 - Where is your distress FLAG?
- 12 - Where is your signal mirror
- 13 - Is the "O" ring on your drain plug old and brittle?
- 14 - First aid kit current? How long ago did your first aid kit perishables expire? Yes Iodine expires! Here is something to think about. A lot of the ( Other guys, not me ) members are getting older. Does your first aid kit have some of the new crystalized Aspirin to dissolve under the tongue in case of a heart attack? (My Son was only 34)
- 15 - Tested your VHF, or better yet upgraded to a new one with the DCS position sending feature?
- 16 - Checked all your hose fittings are tight, and no corroded Electrical connections?
- 17 - Your bilge pump working and have a backup if it goes out?
- 18 - Are your Life Jackets good and readily handy?
- 19 - Do you give your crew a safety "Tour" before each trip? Make sure they know where everything is and how to work it in case you are disabled?
- 20 - Have your throwable life preserver handy?
- 21 - When was the last time you had your wheel bearings packed?

**If you did not know the answer to any ONE of these questions, you failed this quick test. Lucky for you, your boat isn't taking on water, or someone seriously injured and you aren't trying to answer any one of these questions in a panic to save a life!**

**You now have a chance to correct any of these shortcomings BEFORE your next outing, and avoid the serious consequences of not being prepared.**

**Remember --- Keep your VHF radio on! Don't miss a club members distress call!**

Bill Breen

## Again Safety thoughts for you!

I have said this several times, but I will be repeating this as long as I am doing this:

"There are only two ( 2 ) things I am afraid of while on the water . . . . Fire and Lightning!"

Fire, Make sure that you have a current fire extinguisher or 2 of sufficient size to actually put out a fire! That little one that came with your boat is WAY too small!

There are NEW Fire extinguisher requirements from the USCG - See below Article.

IF you have an Inboard engine, make sure you have a "Fire Port" in it so you don't have to lift the hatch to use your extinguisher!

Lightning, RUN! Get as far away as you can. The rule of thumb is if you can see the flash and hear the Thunder you are too close! For every 5 seconds between the flash and thunder equals 1 mile from it.

---

### BoatUS: New U.S. Coast Guard Fire Extinguisher Regulation Effective April 20

12 year expiration for disposables and different carriage requirements for older, newer model year vessels!

That's because a [new U.S. Coast Guard regulation beginning April 20](#) for disposable fire extinguishers mandates a 12-year expiration date from the date of manufacture. Boaters can find the manufacture date stamped into the bottom of the bottle or near the UL label. This may be two or four digits

Vessels on the water today that are less than 26 feet and model year 2017 or older may continue to carry older, dated or undated "B-I" or "B-II" disposable extinguishers. However, when they are no longer serviceable or have reached 12 years of age since manufacture, they must be replaced with newer class "5-

### Fire Extinguisher Cont.

B" or greater extinguishers. Boats less than 26 feet and 2018 model year or newer must carry unexpired "5-B" "10-B" or "20-B" fire extinguishers. Having older "B-I" and "B-II" types do not meet the new carriage requirements.

Many retailers today offer "10-B" class fire extinguishers, which may be a good choice as they exceed U.S. Coast Guard minimum carriage requirements for boats under 26 feet, while at the same time giving boaters more extinguishing coverage. For boats 26 feet or greater, however, having one "10-B" aboard does not equal two 5-Bs. Only a "20-B" classification meets the requirement to carry two "5-B" extinguishers. For a look at how many and what type of fire extinguishers are needed aboard all recreational boats up to 65 feet, go to [BoatUS.org/Fire-Extinguishers](http://BoatUS.org/Fire-Extinguishers).

BoatUS strongly recommends going beyond the regulation's minimum requirements. [The results from a Foundation-sponsored boat burn showed](#) that one extinguisher may give very little time to make an emergency call or potentially prepare to abandon your vessel.

To be serviceable, a portable extinguisher must have a pressure gauge indicating an operable range, lock pin firmly installed, clean discharge nozzle, and no significant corrosion or damage. Some more recently manufactured portable fire extinguishers aboard boats today may carry both old and new labeling, for example, having simultaneous "B-I" and "5-B" classifications.

For more information on the new requirement, as well as frequently asked questions and an infographic, go to [www.uscgboating.org](http://www.uscgboating.org).

---

## YOUR FLOAT PLAN

What you didn't take the time to fill it out?!!!

This is an **ORDER**, or Bananas on your boat!

Go to this URL:

<https://jaxfish.com/wp-content/uploads/2020/03/JOSFC-Courtsey-Float-Plan.pdf>

Click on it and print it out. THEN, Fill out your permanent information that does not change for every trip, NOW, make several COPIES of it so all you have to do is fill in the new info like crew and destinations and then leave it on the dash of your tow vehicle when you go out! A simple life saving little bit of work!

**Wear these!**

**They don't work in the cabin!**



**PLEASE** at least wear one while your boat is underway!

Sun	Mon	Tue	Wed	Thur	Fri	Sat
		1 	2 	3 Club Meeting 	4 	5 
6 	7 	8 	9 	10 	11 	12 
13 	14 	15 	16 	17 Club Meeting 	18 	19 
20 	21 	22 	23 	24 	25 	26 
27 	28 Board Meeting 	29 	30 	31 	August	

Key - The more little black fish on a day means better fishing



August's Tournaments - For inshore = Ladies

Offshore = Ladies




## COMING EVENTS:

August 3<sup>rd</sup> - Club Meeting.

August 17<sup>th</sup> - Club Meeting

August 28<sup>th</sup> - Board Meeting

## How to Snell a hook in 3 easy steps!



## JOSFC SPONSORS

Listed in alphabetical order.

A&A Express \* Academy Sports \* Amelia Island Bait & Tackle \* Angie's Subs \* Ann Kemp Art \* Apex Training \* **Atlantic Coast Marine** \* Atlantic Seafood \* B & M Bait & Tackle \* Beamish Custom Tackle \* Beck DeWitt \* Bennett Family \* Tow Boat U.S. \* Brown's Creek Fish Camp \* CCA Florida \* Cedar River Seafood \* **Colonel Jim's Breeding** \* Community Igloo \* Consignment Boat Sales \* Costal Cottage Amelia \* Costal Fine Photo \* Cracker Barrel \* **Dandee Foods** \* Down Under \* Duval Glass \* Engle Coolers \* Fish Bites \* Fishing Nosara \* Five Star Pressure Washing \* Fort George Surf Shop \* GemLux \* **Hagan Coastal Outfitters** \* Hagerty Construction \* Hobie Fishing \* Icon Golf Carts \* Kelly's Foods \* Knight Electric \* Kona USA Skateparks \* Land South Construction \* Lisa Williams Art \* Logan Pearson \* Longhorn Restaurant \* Luxe Picnic Baskets \* Millers Ale House \* Morning Star Marina \* Mousa's Auto & Marine \* Murphy Communications \* **Murray Ford Super Store** \* North Florida Inshore Slayers \* Ocean Waves Sunglasses \* Outdoor Show \* PDQ \* Pedego Electric Bikes \* Port a Rod \* Reel Thirsty Ice \* Resellers Reef \* Rick's Bait & Tackle \* Roadshark Power Sports \* Sacred Salt \* Safe Harbor \* Sailfish Construction \* Salt Life Restaurant \* Seahorse Stables \* Sheeper Sweepers \* Sherwin Williams Paint \* Shurhold \* Singleton's Restaurant \* Skate Station \* Slayer Outfitters \* Solaras \* Solomons RV Storage \* Southern Coast Seafoods \* Strike Zone \* Styles Smith Plumbing \* Team Buck Rogers \* The West Bank \* Violet Studios \* Website Solutions \* Whites Bait & Tackle \* Will's Fine Printing \* **Woods & Water Magazine** \* WRI Weather Routing \*

**SUPPORT OUR SPONSORS! THEY SUPPORT US AND FISHING!**



Jacksonville Offshore  
Sport Fishing Club  
P.O. Box 330924  
Atlantic Beach, FL 32233

