



The Reel News

The Newsletter of the . . .



Serving the Northeast Florida Fishing Community Since 1959

Volume 63 Issue 5

May 2023



PRESIDENTS CAST NET CAPTAIN Chris Jones

Greetings JOSFC! For many, springtime is a lot of anglers favorite time of year getting those lines tight and filling the box up. The Jacksonville fishing scene is at one of its most productive seasons of the year, with great fishing opportunities everywhere for everyone. All zones are firing right now, and it is awesome to see!

This is also a great time to check out all your safety gear before heading out to ensure you, your guests, and your vessel are in tip top shape to have a great and safe experience. I have been out the last few weeks and the dock ramp is getting crowded which is a great time for us all to remember patience is your best friend. There are all levels of experience on those ramps and waterways, and it is important for the fishing community at large to be patient and helpful with one another as people gain confidence and experience. One unpleasant experience can change how people feel about the fishing community, and we must be the ones to set the example for new anglers.

We will be having the USCG auxiliary come out and visit the club house again, and you can also

give them a call to come and inspect your vessel, **FREE OF CHARGE!** Please take advantage of this service if you can.

Tight Lines and Be Well,
Captain Chris Jones



Emergency Phone Numbers First for Any Emergency - 911

U.S. Coast Guard, Jacksonville Emergencies
904-564-7500 Press 1

U.S. Coast Guard National Response Center
1-800-424-8802

Jacksonville Sheriff's Marine Unit
904-630-2160

Florida Fish and Wildlife
1-888-404-3922

Tow Boat U.S.
1-800-391-4869

Sea Tow
1-800-473-2869

Now use that thing on top of your shoulders for more than a Hat Rack! Program the above numbers into your Cell Phone so you always have them!



REMEMBER

WE HAVE MEMBERS

LOOKING FOR A RIDE!!!

When you are going out and have room for one more, or need crew to **help pay for gas**, we have several members that do not have boats, and are always looking for someone to take their gas money!

Just either give me a call, text or E-mail
breenw@bellsouth.net.
 904-254-2791

Or post it on the club's Dock Talk page.
 We will get you that extra person to fill out your crew!



The Reel News is published monthly by the
 Jacksonville Offshore Sport Fishing Club
 (JOSFC). All rights reserved.

Officers:

President Chris Jones
 Vice President.....Darrin Willingham
 Secretary Ashley Rehberg
 Treasurer Tom Forbess

Board of Directors & Special Staff:

Tom Ruggles - Tournament Director
 Mayan & Mark Aley - Co-Awards & Events
 Max Stein - Fishing Director
 Stacey Schwab - Membership
 Marianna Suzette - Media Director
 Patti Daniels - Hospitality Director
 Bill Breen - Web & Newsletter
 Bill Pollackov - Speaker & El Cheapo Director
 Tom Ruggles - Fishing
 Rob Vermillion - Advisor to the Board

©Copyright 2023



BoatUS Foundation Reveals Top 3 Mistakes Boaters Make When Using VHF Radios

Help ensure you're heard every time

ANNAPOLIS, Md., March 28, 2023 - For most recreational boaters, VHF radios are a better lifesaving tool than the omnipresent cellphone, even as more boaters use cellphones for emergency on-water communications. Why? The VHF radio remains the only tool at the boater's disposal that can summon those potential rescuers on the water nearest you - sometimes with the press of one simple red button - saving critical rescue time.

To help boaters get the most out of their VHF radio, the BoatUS Foundation for Boating Safety and Clean Water reveals the top three mistakes boaters tend to make when using VHF radios.

1. Failure to get an MMSI (and program it in). A Maritime Mobile Service Identity (MMSI) number brings your VHF into the modern age of Digital Selective Calling (DSC VHF), offering the ability make direct calls to other DSC-VHF radios. However, what an MMSI-equipped DSC-VHF radio does better than any cellphone is it allows a simple, one-button mayday distress, giving everyone aboard the ability to summon emergency help to your precise location on the water. This unique nine-digit MMSI number is issued for your vessel and must be programmed into your radio. Without it, you lose your DSC-VHF's biggest lifesaving advantage. You can request an MMSI for \$25 at BoatUS.com/MMSI, or [join BoatUS](http://BoatUS.com) and get it for free.

2. Forgetting to speak slowly and clearly. Life on the water isn't always peaceful. We may have

Continues Page 3

VHF Continued

to deal with a tricky situation, which causes stress that may affect the way we speak. If you have picked up the VHF microphone to summon emergency help, remember to slow down, speak slowly to help ensure your words are understood the first time. It can save rescuers time.

3. Talking on VHF radio Ch. 16. Think of VHF channel 16 as a "street corner" where you go to meet up with friends before heading to an activity, a night out, or fishing. You "connect" there, and then move on. More importantly, Ch. 16 is the place to summon emergency help, because U.S. Coast Guard watchstanders are also on the "street corner." However, because only one person may transmit on Ch. 16 at a time, routine communications with other vessels should move off the "street corner" as quickly as possible. To do this, simply hail the vessel you wish to communicate with, and once they respond to the affirmative, bring the conversation to working channels 68, 69, 71, 72 or 78A. Write these channels down on your radio with a sharpie so you'll remember. This keeps channel 16 clear of non-emergency chatter. The U.S. Coast Guard asks that VHF radio checks also take place on working channels.

Want to improve your VHF skills? The BoatUS Foundation offers an online learning course, [All About Marine Radio](#), at [BoatUS.org](#).



April 12th, 2023
 Contact: Frank Samperisi
 Public Education Officer
 203-605-9700
Fsamperisi1@gmail.com
<http://cgaux.org>

News Release

Investing 8 hours can save your family's life on the water!

JACKSONVILLE BEACH, FL - The U.S. Coast Guard Auxiliary in Jacksonville Beach offers the course **Boat America** that is designed to enhance skills and knowledge for the recreational boat operator as well as personal watercraft and paddlecraft operators. All participants that complete this course will receive their Florida Boating Safety ID Card. This course may also qualify for an insurance company discount!

Flotilla 14-4 located in Jacksonville Beach, FL is holding Boat America courses at **Florida State College Jacksonville - South Campus** on **Saturday May 20th**. The cost for this one day, comprehensive program is \$25 per person. Two family members can register and share the educational materials for \$30. Please contact Frank Samperisi to register at Fsamperisi1@gmail.com.

The Florida Boating Safety ID Card is required for anyone born on or after January 1, 1988, who will be operating a boat in Florida waters with an engine of ten (10) horsepower or more.

The U.S. Coast Guard Auxiliary has provided safe boating classes since its inception in 1939.

USCG Continued

The Auxiliary's purpose was, and it continues now, to improve safety on coastal and inland waterways for recreational boaters. All totaled, there are 17 different courses for students ranging from 6 years old all the way through adulthood. Subjects range from Boating Fun and Waypoints, Boat America, and Boating or Sailing Skills and Seamanship. The Auxiliary also offers advanced courses in subjects such as Navigating with GPS, How to Read a Nautical Chart, and Suddenly in Command for the first mate who might find him or herself having to take command in the case of an emergency.

The slogan, "Safe Boating is NO Accident," encourages every boat skipper to become involved with the safe boating process by enrolling in one of these classes, but it doesn't stop there. Safe boating is a family affair and together the learning process can not only provide the entire crew with valuable information, but becomes a fun and learning experience for all!

To find out more about any of the 17 safe boating courses offered by the Auxiliary, go to: http://cgaux.org/boatinged/class_finder/index.php for the nearest US Coast Guards Public Education Class.

The Coast Guard Auxiliary is the uniformed civilian component of the U.S. Coast Guard and supports the Coast Guard in nearly all mission areas. The Auxiliary was created by Congress in 1939. For more information, please visit

www.cgaux.org

JUST A REMINDER

- 1 - Wear your LIFE JACKET
- 2 - Did you leave a FLOAT PLAN?
- 3 - While Underway, HAVE YOUR KILL SWITCH LANYARD attached to YOU! It is the law now!



Yea ! Grouper Season opens back up!

Yes, as of May 1st, Grouper Season opens up again. Here is what you need to know for fishing the Atlantic off Jacksonville!

Red Porgy - 14" Total length 1 / day

Gag & Black - 24" TL (Total Length) - 1 / day

Red - 20" TL - 1/day - Total of 3 Grouper / day

Black Seabass - 13" - 7 / day

Cobia - 36" FL (Fork Length) - 1 / day, 2/ vessel

Dolphin (Mahi) 20" - 5 / day, 30/vessel

Kingfish - 24" FL , (Fork Length) - 2 / day

Spanish Mackerel - 12" FL - 15 / day

Gray Triggerfish - 12" FL - 10/day

B-Liners, (Vermilion Snapper) 12" TL - 5 / day

Bluefish - 12" FL - 3/ day

Flounder - 14" TL - 5 / day

Greater Amberjack - 28" TL - 1 / day

Tripletail - 18" TL - 2 / day

African Pompano - 24" FL - 2 / day, 2/ vessel

Red Snapper - 20" TL - 2 / Day - FLORIDA WATERS ONLY (Within 3 Miles of shore!) Part of 10/day

Aggregate

Snappers - 10 / day aggregate

Mangrove - 10", TL, 10/day

Lane - 8", TL, 10/day

Mutton - 18" , TL, 5/day

Cubera - 12" Min -30" Max 2>30" 10/day

May possess no more than 2 Cubera Snapper over 30' per harvester or vessel per day, whichever is less. 30" or larger not included within the Snapper aggregate bag limit.

Check the Regs before each trip to make sure

What is the best kind of music
to listen to while fishing?

Something Catchy!

The Cobia are out there, and we will be catching them all summer, so here is a good way to prepare what you catch!



Broiled Cobia Fillets with Ginger and Pepper Butter

- 1 cup olive oil
- 2 Tablespoons soy sauce
- ¼ cup chopped shallots
- 1 teaspoon grated lemon peel
- Freshly ground black pepper
- 6 - 7 to 8-ounce Cobia steaks or fillets (we prefer steaks)

Ginger and pepper butter (recipe follows)

Combine olive oil, soy sauce, shallots, lemon peel and pepper to taste in small bowl and mix well. Arrange Cobia fillets, in a shallow glass or ceramic dish. Pour marinade over Cobia and marinate, covered, at least 3 hours or overnight (our preference) in the refrigerator. Turn several times while marinating.

Remove Cobia from marinade and arrange on broiler pan. (We grill ours for 3 minutes per side for an 1" thick steak.) Broil until Cobia is no longer translucent about 5 to 10 minutes. Cooking time will vary, depending on thickness of Cobia fillets. To serve, arrange fillets on warm dinner plates and top each with a generous dollop of ginger butter. Serves 6

Ginger butter

- ½ cup unsalted butter, softened (not melted)
- ¼ teaspoon salt
- ¼ teaspoon cayenne pepper
- 2 Tablespoons fresh ginger, finely chopped
- 2 teaspoons balsamic vinegar or red wine vinegar

In small bowl, combine butter salt, cayenne, ginger and vinegar. Stir until well blended. If you refrigerate this, bring it to room temperature 30 minutes before using. We usually have enough for several meals so we just freeze it in between meals. It doesn't hurt to thaw and refreeze it at all.

Some tips to make your Boating safer and easier!

Well the boating season is definitely here. So in honor of it, here are some tips and tricks to help you make it a safer and easier year.

While I know you have seen some of these here before they are worth repeating.

1 - (My favorite) NEVER approach the dock any faster than you want to RAM the dock!

2 - Oven cleaner like "Easy-Off" will remove paint and adhesive residue from Gelcoat without damaging it.

3 - If you are using a putty knife to scrape something, use a file to ROUND the corners so it won't gouge the surface.

4 - Take an afternoon and check the water in your batteries to make sure they are full, and clean!

5 - CHECK your FIRE EXTINGUISHERS! Make sure they are in good shape, and fully charged! Turn them over and shake them vigorously to make sure the powder is not hard and compressed in the bottom. Get an EXTRA bigger fire extinguisher, the one small one is legal but not enough if you actually have a fire.

4 - Always carry an extra Primer Bulb and the proper size new hose clamps, these things are known to go bad on a regular basis.

5 - Wipe any wires, hoses or cables with a silicone soaked rag before trying to pull them through the boat, makes it a lot easier.



Loud Hailings

Bill Breen

Just a reminder, ANYONE and everyone can submit something, a good story, joke, or you can also submit photos to be included in our Newsletter. Just get your article and or pictures to me by the 18th of the month, to be in the next months newsletter. Just hand me a copy at any meeting, or E-mail it to me at :

breenw@bellsouth.net

How about some safety tips for Anglers!

Ok, you anglers, if you haven't done it yet, the odds are you will. What? Get a fish hook imbedded somewhere in your body! How do you get it out? There are two ways to do this: 1 - if the hook goes all the way through, and the barb is showing, carefully use the cutters you have in your first aid kit (You did remember to put a good pair of heavy duty cutters in your kit didn't you?) cut off the point and barb, then back the hook out. 2 - If the barb is buried, make a loop of strong fishing line and but it around the bend in the hook, then PUSH the eye of the hook down against the skin and use the line to yank the hook out. OK, There is a 3rd way, leave it alone and quit fishing for the day and go to the hospital and let a doctor do one of the above.

Knives - ALWAYS keep your Knives razor sharp! They cut easier and you are less likely to have to push or pull hard and then have it suddenly pop free and stab and cut your self. Also on your boat if you stow a knife in a rack, ALWAYS put the sharp edge toward the wall. When someone stumbles or slips on the wet deck, they won't fall against the sharp edge and cut themselves.

One last idea on Knives is to go to Harbor Freight Tools and buy one of their CERAMIC knives for your Boat or Bait Knife! They don't rust and stay sharp! (How many boats have you been on and seen an OLD dirty rusty knife as the bait knife? Makes me cringe!)

Gaffs. . . . Keep them sharp, and use some surgical tubing or a spring to cover the tip to keep your crew from impaled! Always carry the Gaff vertically, NEVER horizontally. I also learned the hard way never to look over the Gaff man's shoulder as they gaff a fish. The handle coming back as he gaffed it almost took my nose off!

Sunscreen! Do I need to say it again? OK Sunscreen!

Always use it liberally! I bet everyone has a Photo of them, thier kids or friends looking like a boiled lobster. Use it even on cloudy days as the clouds do NOT filter out the UV rays.

After you have ignored my advise, there are several things you can do to help with the burn.

A bit of baking soda in a cool or lukewarm bath will temporarily provide relief to sun burn

pain. Just remember to let your skin air dry out of the bath so the baking soda really soaks in and soothes the pain.

After it dries, use Aloe to help it heal faster! Pure Aloe gel or best is a leaf off a real Aloe plant!

Fingers and Fishing Line . . . Once again we all know a person (Like yourself.) that has been cut by fishing line, specially with the new Super Braids. I carry a "Kevlar Fishing Glove" just in case I need to grab a line. You also never want to wrap the line around your hand. When you need to grab a leader or line, try to grab it from below the line, bringing the outside (Little finger side) up against the line and twisting your hand up around the line ONCE! If the fish suddenly pulls hard, the line is easy to release without getting cut!



Finally, RELAX!!!!. Some people get really excited when the fish gets near the boat, and really start yelling to get the gaff, get the net, get the leader. Quick!


Your reel has a DRAG on it for a reason. If people in the boat are not ready to boat the fish, lighten up on the drag and let the fish take another run. Just keep the line snug so they don't come unhooked, and when people are ready, bring it back to the boat.

Another habit to get into is when the fish gets next to the boat, LIGHTEN UP THE DRAG! If the Gaff Man misses the gaff, the fish will make a sudden, hard run for freedom, and can and frequently do Snap the line! A light drag will let them run without snapping the line, and you just slowly tighten the drag again and the fish back to the boat of another try!



Obviously
our dog can't
read!

Sun	Mon	Tue	Wed	Thur	Fri	Sat
	1 	2 	3 	4 Club Meeting. 	5 	6 
7 	8 	9 	10 	11 	12 	13 
14 	15 	16 	17 	18 Club Meeting. 	19 	20 
21 	22 	23 	24 	25 	26 	27 
28 	29 Board Meeting 	30 	31 	May		

 The more little fish the better the fishing day - From Sol-Lunar Tables 



Coming Events

May 4th - Club Meeting

May 18th - Club Meeting

May 29th - Board Meeting



Don't forget those tasty
Spade Fish out there!

A small hook with a
piece of shrimp or squid
on a medium to light
spinning rod will give
you some fun and good
eating!

The Captain of The Year Tournament Schedule for May


Offshore

Inshore

May -

Trolling

Redfish



JOSFC & El Cheapo Sponsors in alphabetical order

A&A Express * Academy Sports * Amelia Island Bait & Tackle * Angie's Subs * Ann Kemp Art * Apex Training * **Atlantic Coast Marine** * Atlantic Seafood * B & M Bait & Tackle * Beamish Custom Tackle * Beck DeWitt * Bennett Family * Tow Boat U.S. * Brown's Creek Fish Camp * CCA Florida * Cedar River Seafood * **Colonel Jim's Breeding** * Community Igloo * Consignment Boat Sales * Costal Cottage Amelia * Costal Fine Photo * Cracker Barrel * **Dandee Foods** * Down Under * Duval Glass * Engle Coolers * Fish Bites * Fishing Nosara * Five Star Pressure Washing * Fort George Surf Shop * GemLux * **Hagan Coastal Outfitters** * Hagerty Construction * Hobie Fishing * Icon Golf Carts * Kelly's Foods * Knight Electric * Kona USA Skateparks * Land South Construction * Lisa Williams Art * Logan Pearson * Longhorn Restaurant * Luxe Picnic Baskets * Millers Ale House * Morning Star Marina * Mousa's Auto & Marine * Murphy Communications * **Murray Ford Super Store** * North Florida Inshore Slayers * Ocean Waves Sunglasses * Outdoor Show * PDQ * Pedego Electric Bikes * Port a Rod * Reel Thirsty Ice * Resellers Reef * Rick's Bait & Tackle * Roadshark Power Sports * Sacred Salt • Safe Harbor * Sailfish Construction * Salt Life Restaurant * Seahorse Stables * Sheeper Sweepers * Sherwin Williams Paint * Shurhold * Singleton's Restaurant * Skate Station * Slayer Outfitters * Solaras * Solomons RV Storage * Southern Coast Seafoods * Strike Zone * Styles Smith Plumbing * Team Buck Rogers * The West Bank * Violet Studios * Website Solutions * Whites Bait & Tackle * Will's Fine Printing * **Woods & Water Magazine** * WRI Weather Routing *

SUPPORT OUR SPONSORS! THEY SUPPORT US AND FISHING!



Jacksonville Offshore
Sport Fishing Club
P.O. Box 330924
Atlantic Beach, FL 32233

