



The Newsletter of the ... **The Reel News**

Serving the Northeast Florida Fishing Community Since 1959



Volume 63 Issue 3

March 2023

It's



Here !!!

THE 23RD ANNUAL EL CHEAPO SHEEPSHEAD TOURNAMENT AND FISH FRY WILL BE HELD ON:

March 4, 2023

For those of you who have never fished this tournament before, welcome to "The World's Largest Sheepshead Tournament" ! For those of you who have fished it before, welcome back! --- and I'm sure you'll find the 23rd edition of this tournament the best one yet!

This year our Grand Prize winner will receive \$10,000.⁰⁰ just for catching ONE (1) Sheepshead! I KNOW most of you have caught sheepshead over 10 pounds. That is the average weight of the winning fish over the last 22 years! **YOU** could Winn this thing! Really, anyone can win this tournament! A couple years ago we had a Kayaker catch the BIGGEST Sheepshead, but he didn't enter the General Tournament so he only won the Kayak division!

Rounding out the top several places, we've got a combined value of over \$50,000.00 **for just the top of the payout!** When you add the Junior Angler, Platinum, Gold, and Silver level sponsor's contributions along with all the bonus prizes we've got, you end up with Thousands of dollars worth of prizes being given away! This event truly has become one of the best Family fishing tournaments in all of Florida.



PRESIDENTS CAST NET CAPTAIN Chris Jones

Welcome new and existing club members to the 2023 JOSFC. If you have not recently been to a club meeting, you are really missing out! Guest speakers, fishing education, food, and fellowship abound!

We have had some great seminars over the last few months, and if you missed the Fish Bites last meeting they had lots of free samples and provided some great tips.



The Reel News is published monthly by the Jacksonville Offshore Sport Fishing Club (JOSFC). All rights reserved.

Officers:

President Chris Jones
Vice President.....Darrin Willingham
Secretary Ashley Rehberg
Treasurer Tom Forbess

Board of Directors & Special Staff:

Tom Ruggles - Tournament Director
Mayan & Mark Aley - Co-Awards & Events
Max Stein - Fishing Director
Stacey Schwab - Membership
Marianna Suzette - Media Director
Patti Daniels - Hospitality Director
Bill Breen - Web & Newsletter
Bill Pollackov - Speaker & El Cheapo Director

By the time you receive this newsletter, the EL Cheapo tournament will only be a few days away. Capt. Bill set a goal for this to be the best EL Cheapo of all time and I am certain he will exceed his goal. He and his team have put so many extra hours into this, it is truly remarkable.

I want to take a moment and recognize **Karen Saltmarsh and Scott Bennet** for all their time and efforts, helping to coordinate and assist with El Cheapo. The amount of raffle prizes and awards they have collected over the past few months is beyond belief, and we can't say "thank you" enough.

We expect a large group of anglers this year, and want to remind all to be mindful of rules and regulations regarding fishing around Mayport Navy base. There will be signs posted, but if any Coast Guard and/or Naval security personnel ask you to depart the area, **please adhere to their orders.**

We are still in need of volunteers for El Cheapo. If you can come out March 3rd or 4th for a few hours, please contact Captain Bill Pollackov.

This is a great time to recheck all your safety gear, batteries, life jackets, and other supplies. The coast guard auxiliary will come to you to have your vessel safety inspected, and it's worth every minute.

I want to extend my sincere gratitude to all who continue to make this JOSFC a great club, not only for all friends and family alike but also for guests and those coming as visitors to see if they would like to join.

We have many new members, a kid's clinic, trivia, great raffle prizes, and we often get over 100 club members at each meeting. Many members continue to express their thoughts and feedback on how to make the club better and I want to thank you for your time and input and let you know all your ideas are valued and considered.

EL CHEAPO UPDATE

Less than 2 weeks remain till the 2023 El Cheapo Sheepshead Tournament!

We have an amazing tournament slated for you this year! **Great new sponsors have stepped up and our regular sponsors have not disappointed this year!**

Registration will be open until the Captains meeting starts on the 3rd at 7 pm. You can register at www.elcheapojax.com as well as on site at the boat ramp on the 3rd starting at 4:30pm.

We will have MASSIVE raffles both Friday and Saturday so make sure to come join in all the festivities! Hells Kitchen will be adding cole slaw AND Blackened Sheepshead this year!

SCORING AND WEIGH IN is now COMPLETELY automated! We went through a complete upgrade of our scoring software, scale and system this year and weigh in should be QUICK AND EASY! Our Awards presentations should start VERY QUICKLY after the last weigh in, and I promise not to have ya waiting around this year!

If you have any questions feel free to contact me at 904-923-9153.

THANKS BILL, P.



The Grand Prize winner last year, Meghan Traylor with her 11 pound 6 ounce Sheepshead.

Presidents Cast net

Have a great El Cheapo tournament, and please stop me and say "hello" if I have not met you before. I'll see you all at the tournament.

Tight Lines and Be Safe,

Captain Chris



I just wish those Kayak fishermen would quit feeding the fish!

Barnacles


What about Barnacles for Sheepshead Fishing?

Below is straight from the FWC.

Barnacles are not specifically regulated by FWC, As a non regulated species, the default **recreational daily bag limit is 100 pounds per person**. This would apply if the barnacles were harvested for later use as chum. If they are simply scraped from a piling and allowed to sink (not harvested) the 100 pound limit would obviously not apply.


While FWC does not specifically regulate barnacles or the activity of scraping barnacles, it is possible that the owners of specific structures (ie. bridges, docks, etc.) do restrict the activity. It would be a good idea to check with the county or owners of specific structures to determine if there are any local regulations that may apply.


HOWEVER if you are using Clams, you **MUST** have your receipt with you showing you bought them!





Boat Care


Tried & True Secrets of the JOSFC Club Members


 Our First recommendation is to NEVER leave the dock without a TOW service! The Club has a Boat US Tow Captain as a member, and members can get a discount to join. There is also Sea Tow that is very good.


 Easy boat wash down is achieved by using "Salt Away". First rinse the entire boat with the Salt Away applicator (The standard in-line hose attachment that comes with it. Soap / Off / Rinse) let sit for 5 minutes, then rinse with fresh water. The Salt will be gone.


 Use "Fluid Film" on your trailer springs a couple times a year. Also use it under your trailer wheel wells and any underneath parts of your trailer that you won't come in contact with normally and are had to rinse off.


 Here is a really big one, "Strike Hold" This you use just like WD-40 but it is 100 time better! I used to have to clean my electrical buss board under my dash twice a year. Strike hold last OVER a year protecting all your Electrical equipment! It works as good or better than Boeshield! I even spray my engine with it to prevent corrosion.

 To remove Mold and mildew, use a mixture of 2 parts White Vinegar to 1 part Water.


 Use the same White Vinegar solution to reduce holding tank odor. Empty the tank, pour in the solution, wait 1 hour then empty again!


 Use "Anhydrous Lanolin" to lubricate all your zippers, Tackle Bags, side curtains, etc.


 Use the oven cleaner "Easy Off" to remove tar and other stains from your gel coat. It also works great if you want to remove your old boat name or any other stickers, to clean the gel coat of sticky messes.


 Put a twist in your Tie Down straps to


 Use a "Transom Saver" when towing your boat any distance.


 Keep your prop SMOOTH! Use a cotton ball to check for any snags or rough spots. If the cotton ball snags, get your prop reconditioned! A rough or bent prop puts undue strain on your gear case and can cause seals to leak or gears to break. Both repairs are a lot more expensive than reconditioning a prop!


 Only use U.S.C.G. approved Type A1-15 SAE Fuel line!


 Only use U.S.C.G. approved Type BC-5W2 Electric wire for your boat.

 To drill through Fiberglass, put "Masking Tape" over where you are drilling, inside also if you can reach it, to prevent slipping when starting and chipping as you drill the hole.

 Have a wood (or rubber) BUNG that should fit the hole of every through hull fitting!

 Use 5200 Adhesive to glue a Stainless Steel Washer on edge where you run wires or under the deck where you might need it, so you can run a zip tie or SS carabiner through the hole to run wires or to hang Bungs, or any speciality tool that you will need to work on a fitting in an emergency off shore.

 In addition to carrying a roll of good cloth backed Duct Tape for all kinds of emergencies,, A new recommendation is too also carry a role of either Gorilla 4" waterproof Tape or Flex Tape 8" . Both are super strong and can be applied under water for repairs!



Some Advice from an Experenced Fisherman

I have probably been there and made that mistake myself. Some of these suggestions are from other people that have made these mistakes but most are things I have learned the hard way.

For the El Cheapo Sheepshead Tournament, **Spool your Reel with new line!** You do NOT want that winning fish to break off, and you know that Sheepshead like to run your line around any structure available!

This is a TOURNAMENT where the **HEAVIEST FISH WINS, USE A CATCH NET!** You don't want to use that gaff, and poke a hole in that fish and loose some weight to bleeding out!

OH, Make sure you actually put your drain plug in, with a good 'O' Ring.

You have a crew so you are responsible for their safety. If you have "Bait" knives or any other knives on board that are either laying around or dropped in the nice little slots between the rod holders **PUT THE SHARP EDGE AGAINST THE BULKHEAD, facing away from people.** That way when they slip on the fish slime on the deck, and grab for something to hold on to or fall against it they won't slice their hand to the bone and end your fishing day right then! (Happened on a friends boat, 20 stitches and NO fishing for 2 weeks!)

This one happened on my boat, and I **NEVER** want it to happen again! **DON'T spill your bucket of Fiddler Crabs!** Those little buggers will get into your nooks and crannies where you won't be able to recover them and they will **DIE** there. In a few (Very few.) days they will **STINK** like mad, and it takes a lot of work to get rid of that stench! (Here is a hint, Vinegar 1 part vinegar to 2 parts water to clean and flush you bilge out.)

Another tip that is worth it weight in gas. Is make sure your first aid kit is up to date! **YES**, a lot of the stuff in it expires every couple years.

Make sure your Fire Extinguishers are current and good! (I said **EXTINGUISHERS**, **PLURAL.**) That little thing that came with the boat is way to small and probably won't work as the powder is compacted and hard in the bottom of it. Get a couple bigger, new ones. Check the **NEW** regs on Fire extinguishers at:

<https://uscgboating.org/multimedia/news-detail.php?id=553>

Make sure all your crew has **FISHING LICENSES**. They can call 850-488-3641 and get or renew theirs 24 / 7 (I love Florida for that !)

This is the LAW:

USE YOUR EMERGENCY CUTOFF LANYARD.

And have those kids in Life jackets!

**REMEMBER WE HAVE
MEMBERS LOOKING FOR A
RIDE!!!
SOME WANT TO FISH THE. EL
CHEAPO!**

When you are going out and have room for one more, or need crew to help pay for gas, we have several members that do not have boats, and are always looking for someone to take their gas money!

Just either give me a call, text or E-mail
904-254-2791 breenw@bellsouth.net.

Or post it on the club's Dock Talk page.
We will get you that extra person to fill out your crew!

Who knows, you just may find a new great friend!

Hook Removal

The most common accident during fishing season involves hooks. The second most common hazard facing anglers is getting too much sun. Both are easily avoided. Sunscreen and a hat will handle the sun and a first aid kit with a little knowledge of how to use it will take care of the hook problems.

The most important tool any angler should always have with him /her for removing a hook is a sharp pair of wire cutting pliers. **ALWAYS have a pair of cutters that will cut the BIGGEST hook that you have on your boat! Some of those hooks are TOUGH!**

Here are a few methods for removing hooks.

When a hook's point and barb are protruding out the skin, it's easier to cut off the barb and back the hook out of the wound.

This is when those sharp wire cutters come in handy.

The snatch method of hook removal is simple and effective, and it's the best method to remove a hook that's deeply imbedded in the skin and when the barb is buried. This method is quick, simple and relatively painless, as long as you get it on the first try. The secret to a first time success is yanking the loop of line, which is wrapped around the embedded hook, rather hard so the hook comes out on the first try. The reason you should get it out on the first try is obvious, the patient might not stick around for a second try.

To perform the snatch method when the barb is imbedded, all that's needed is a short length of fishing line, at least 10 pound test, approximately 2 feet long.

- * Remove hook from lure.

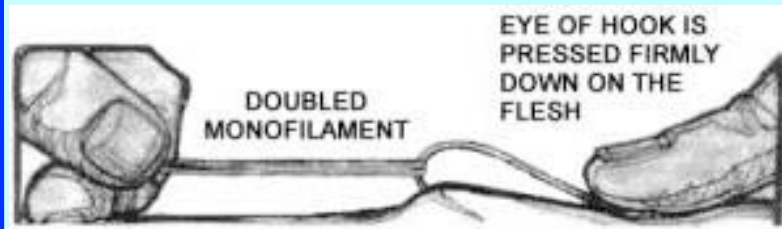
- * Double the fishing line and loop it around the hook, as close to the skin's surface as possible.

- * Hold onto both ends of the doubled line, wrapping them around your hand for a firm grip and holding the line parallel to the skin's surface in line with the hook.

- * With your other hand, press the eye of the hook down onto the surface of the skin and back toward the hook's bend, as if trying to back the hook out of the wound.

- * While pressing on the hook eye, yank the line sharply, parallel to the skin and in line with the hook, to snap the hook back out of the wound.

- * Apply antibiotic ointment, bandage wound and check to make sure tetanus shots are current



Thank you, El Cheap Volunteers!

As Mayan and I worked on signing up volunteers for this year, we were desperate to encourage members to help any way possible. Several weeks ago we had only ten members signing ups for positions!!! After mentioning at a meeting we had ten sign ups and forty-one days left, panic reigned.

To our delight, eight more signed up at the last JOSFC Meeting! Mega Thank you! We still need volunteers on Friday for set up and, of course, Saturday night for Registration and the Captains Meeting.

We have 12 days until the El Cheap depending when you receive this newsletter! Please consider calling (904-254-2789), texting, or emailing (breenw@bellsouth.net) Bill or Terri and offering to sign up. Don't miss out on the fun on Friday and Saturday. You'll be tired, but happy.

Nothing makes a fish bigger than almost being caught.

Sun	Mon	Tue	Wed	Thur	Fri	Sat
 <h1>March</h1> 			1	2 Club Meeting Bucket Stuffing 	3 El Cheapo Set-Up day 	4 El Cheapo  
5 	6 	7 	8 	9 	10 	11 
12 	13 	14 	15 	16 Club Meeting 	17 	18 
19 	20 	21 	22 	23 	24 	25 
26 	27 Board Meeting 	28 	29 	30 	31 	



The more little fish the better the fishing day - From Sol-Lunar Tables




COMING EVENTS:

March 2nd - JOSFC Meeting El Cheapo Bucket Stuffing - All Hands needed!
March 3rd - El Cheapo Set-Up Day - for Captains meeting in the evening!
March 4th - The EL CHEAPO Sheepshead Tournament!
March 5th - Clean-up from the El Cheapo. IF needed.
March 16th - Club Meeting
March 27th - Board Meeting



Please Note We have a new Mailing Address



JOSFC

P.O.Box 330924

Atlantic Beach, Fl 32233

JOSFC & El Cheapo Sponsors in alphabetical order

A&A Express * Academy Sports * Amelia Island Bait & Tackle * Angie's Subs * Ann Kemp Art * Apex Training * **Atlantic Coast Marine** * Atlantic Seafood * B & M Bait & Tackle * Beamish Custom Tackle * Beck DeWitt * Tow Boat U.S. * Brown's Creek Fish Camp * CCA Florida * Cedar River Seafood * **Colonel Jim's Breeding** * Community Igloo * Consignment Boat Sales * Costal Cottage Amelia * Costal Fine Photo * **Dandee Foods** * Down Under * Duval Glass * Engle Coolers * Fish Bites * Fishing Nosara * Five Star Pressure Washing * Fort George Surf Shop * GemLux * **Hagan Coastal Outfitters** * Hagerty Construction * Hobie Fishing * Icon Golf Carts * Kelly's Foods * Knight Electric * Kona USA Skateparks * Land South Construction * Lisa Williams Art * Logan Pearson * Longhorn Restaurant * Luxe Picnic Baskets * Millers Ale House * Morning Star Marina * Mousa's Auto & Marine * Murphy Communications * **Murray Ford Super Store** * North Florida Inshore Slayers * Ocean Waves Sunglasses * Outdoor Show * PDQ * Pedego Electric Bikes * Port a Rod * Resellers Reef * Rick's Bait & Tackle * Roadshark Power Sports * Safe Harbor * Sailfish Construction * Salt Life Restaurant * Seahorse Stables * Sheeper Sweepers * Sherwin Williams Paint * Shurhold * Singleton's Restaurant * Skate Station * Slayer Outfitters * Solomons RV Storage * Southern Coast Seafoods * Strike Zone * Styles Smith Plumbing * Team Buck Rogers * The West Bank * Violet Studios * Website Solutions * Will's Fine Printing * **Woods & Water Magazine** * WRI Weather Routing *

SUPPORT OUR SPONSORS! THEY SUPPORT US AND FISHING!



Jacksonville Offshore
Sport Fishing Club
P.O. Box 330924

