



The Reel News

The Newsletter of the . . .



Serving the Northeast Florida Fishing Community Since 1959

Volume 61 Issue 12

December 2021



merry Christmas



Photo by Cassi Washington

*Here is Wishing you Tight Lines and Smooth Waters, for all of you,
from your crew at the Jacksonville Offshore Sport fishing Club*





The Lure Tree

What the heck is the Lure Tree?! It is the JOSFC Christmas tree! You decorate it with new Lures! OK, here is the deal. YOU bring a new lure or 2 or 3 or more and hang them on the Christmas tree. For each Lure you bring, you get a special raffle ticket. At the end of the night, we draw one (1) and one only ticket. The lucky holder of that ticket wins ALL the lures on the tree!

That is usually about a 5 gallon bucket FULL of good lures! Several hundred dollars worth of lures!

Don't have any extra lures to hang on the tree? Go to the Strike Zone and buy a couple, you could win Hundreds of dollars worth of lures for your efforts!



The Reel News is published monthly by the Jacksonville Offshore Sport Fishing Club

Officers:

President Robert Vermillion
 Vice President.....Derek Siegel
 Secretary Jamie Underwood
 Treasurer Tom Cavin

Board of Directors & Special Staff:

Darrin Willingham - Fishing Director
 Tom Ruggles - Tournament Director
 Co-Mayan Skenes - Awards & Events
 Co-Mark Aley - Awards & Events
 Bill Pollackov - Speaker Director
 Stacie Schwab - Membership
 Lee Bowman - Media Director
 Max Stein - Co-Hospitality Director
 Chris Jones - Co-Hospitality Director
 Bill Pollackov - El Cheapo Director
 Newsletter Editor / Website ... Bill Breen
 Marine Radio.... Mike Murphy

©Copyright 2021

Random Thoughts & Bits of Information

Well Christmas is right around the corner hope you have your list together. **Santa will be stopping by at the club on the December 16th so bring your kids, I am sure he will have a something for them.** If you have not renewed your membership by December 31st any fish, you have on the board will have to come off.



The El Cheapo is coming up fast, March 5, 2022, so keep an eye out for the volunteer list. The El Cheapo is our biggest fundraiser of the year it takes all of us to pull it off so make sure you get involved. Plus it is a lot of FUN to work it!

Hook Removal

The most common accident during fishing season involves hooks. The second most common hazard facing anglers is getting too much sun. Both are easily avoided. Sunscreen and a hat will handle the sun and a first aid kit with a little knowledge of how to use it will take care of the hook problems.

The most important tool any angler should always have with him /her for removing a hook is a sharp pair of wire cutting pliers. ALWAYS have a pair of cutters that will cut the BIGGEST hook that you have on your boat! Some of those hooks are TOUGH and BIG


Here are a few methods for removing hooks.

When a hook's point and barb are protruding out the skin, it's easier to cut off the barb and back the hook out of the wound.

This is when those sharp wire cutters come in handy.

The snatch method of hook removal is simple and effective, and it's the best method to remove a hook that's deeply imbedded in the skin and when

Hook Removal Continued Page 3



PRESIDENTS CAST NET

Capt. Robert Vermillion

The winds of change have hit us. With a couple Nor Easter's blowing in, with that the fishing changes.

The Sheepshead are in full swing. Wahoo are being caught Seabass will be getting bigger, and this is the time of year to get the big Black Fin Tuna.

It is December, and Christmas is just around the corner. I hope everyone had a wonderful Thanksgiving. We had our potluck at the club at the 18th meeting. Thanks to everyone who brought a dish.

We had our 1st EL Cheapo meeting last month, and we will need as many volunteers as we can get to pull it off. So, make sure you make it to the volunteer meeting and set aside March 4th and 5th to volunteer at and or Fish the Tournament. (You can do both!)

The Christmas party is coming up on December 16th, make sure you bring a lure for the lure tree and get a chance to win all the lure on the tree.

I am looking forward to the up coming year with the recent change's and

Hook Removal Continued

the barb is buried. This method is quick, simple and relatively painless, as long as you get it on the first try. The secret to a first time success is yanking the loop of line, which is wrapped around the embedded hook, rather hard so the hook comes out on the first try. The reason you should get it out on the first try is obvious, the patient might not stick around for a second try.

To perform the snatch method when the barb is imbedded, all that's needed is a short length of fishing line, at least 10 pound test, approximately 2 feet long.

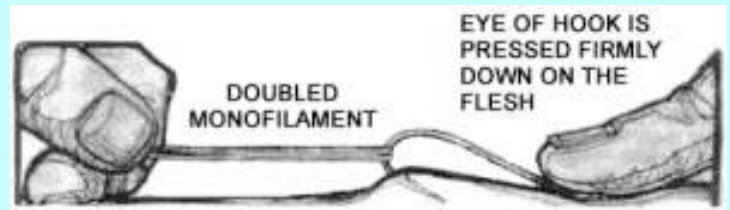
* Remove hook from lure.

* Double the fishing line and loop it around the hook, as close to the skin's surface as possible.

* Hold onto both ends of the doubled line, wrapping them around your hand for a firm grip and holding the line parallel to the skin's surface in line with the hook.

* With your other hand, press the eye of the hook down onto the surface of the skin and back toward the hook's bend, as if trying to back the hook out of the wound.

* While pressing on the hook eye, yank the line sharply, parallel to the skin and in line with the hook, to snap the hook back out of the wound.




* Apply antibiotic ointment, bandage wound and check to make sure tetanus shots are current.





Wear these, at least while underway, they don't work in the





Helpful Hints & Tips


 Thaw fish and shellfish in milk. The milk draws out the frozen taste and provides a fresh caught flavor.


 Take the Fish out of the Refrigerator 30 minutes before cooking to allow to warm to room temperature.


 Try soaking fish in 1 cup vinegar / 3 cups water for 15 minutes before cooking for a sweet tender taste.


 Microwave limes for 40 seconds before squeezing, you'll get twice the amount of juice.


 Add 1 tablespoon of vinegar to the fat in which you are going to deep fry. It will keep the food from absorbing too much fat and eliminate the greasy taste.


 Clams and oysters will be simple to open if washed with cold water, then placed in a plastic bag and put in the freezer for an hour.


 To get rid of the "canned taste" in canned shrimp; soak them in a little sherry and 2 tablespoons of vinegar for about 15 minutes.

 For non-smoke broiling, add a cup of water to the bottom portion of the broiling pan before putting in the oven. The water absorbs the smoke and grease.

 Peppers with 3 bumps on the bottom are sweeter and better for eating.

 Peppers with 4 bumps on the bottom are firmer and better for cooking.

 Add garlic immediately to a recipe if you want a light taste of garlic and at the end of the recipe if you want a stronger taste of garlic.

 Here is something you can use to keep from getting ripped off.

The standard Propane Bottle will weigh 17 pounds empty.

When it is filled it should weigh 35 Pounds.

When you use the Pre-Filled exchange bottles, you usually get short changed by a good 5 pounds!

OK Folks, it is time to talk about the December 2nd meetings DINNER!

It is time for my favorite contest of the year!
(Aside from FISHING.)



The CLAM CHOWDER COOK-OFF

As you all know I make the worlds best Clam Chowder. For the past 20+ years I have been awarded the title of "The Worlds Best Clam Chowder". (By ME, of course, AND there is no truth to the rumor that I stole the recipe from my best friends Wife in California!)

While I have only placed 3rd through 4th in the Club Judging, (Frank Reiss's is pretty good, but I attribute his multiple wins to the Judges taste buds having been burnt out by last February's Chili Cook-Off.) I know what this year's SECRET ingredient that I will add to my Clam Chowder will do the trick! Don't tell any one but it is Clams! (OOPS, I just gave away my surprise, Darn!)

Well if YOU think you can make a great Clam Chowder, be sure to make up a big batch and bring it to our next meeting, the December 3rd meeting, to be Judged!

NOW, if you are going to bring a pot of Clam Chowder, PLEASE let our Hospitality Directors know! You can E-mail them at

hospitality1@jaxfish.com

hospitality2@jaxfish.com

They need to know so they can have the needed amount of "Fixins" and stuff there to help serve!

Fair warning, I am entering AGAIN to try to get that title from Frank, so bring your 'A' game.

Oh, there will be prizes awarded!



At the very least you should **ALWAYS** wear your Life Jacket while Underway!

They do not work in the cabin, and it only

takes a second to hit something and be thrown from the boat!



I know I keep reminding you to wear your Life Jacket, but here is some **MORE** information on Life Jackets for you.

Just what is a Type 11 or what are the **LAWS** regarding Life Jackets, well here is what you **NEED** to know!

Type I - Offshore life Jacket - must have over 20 Pounds of flotation and be designed to turn an unconscious person face up.

Type II - Near Shore Life Jacket - must have over 15.5 pounds of flotation and be designed to turn an unconscious person face up.

Type III - A flotation aid - must have 15.5 pounds of flotation. NOT designed to turn an unconscious person face up.

Type IV - Throwable device - must have 16.5 Pounds of Flotation and be designed to be grabbed by the person in the water.

Type V - Speciality devices. PDF's (This usually refers to the inflatable vest or belts that are becoming popular.) Flotation must exceed 15 pounds, and depending on it's label may be substituted of any Type I, II, or III Life Jacket, BUT MUST BE WORN when the vessel is underway!

Every person Age 6 and under **MUST** wear an approved Life Jacket at all times except when in an enclosed cabin.

For PWC's and Skiers and water sports PDF's are prohibited.

Be Safe on the Water!



Presidents Messaae Continued

new faces. don't forget to renew your memberships. I would like to thank all the board members and everyone who volunteers, who keep this club running.

Well that's it for now see you at the club.

Tight lines

CAPT. Robert Vermillion



Wahoo

Here are some facts to start with. The Wahoo is a member of the Family - Scombridae, which includes both the Mackerel and Tuna. World wide there is only one "Species" of Wahoo, they are the same fish no mater where you go. Fish tagged in the Gulf have been caught off the Carolina's.

They mature between 1 and 2 years of age, and live an average of 5 to 6 years. They grow quickly from fry 1" long to about 30" in the first year, then they grow at about 1.2" to 1.5" per month. Their max length is about 98" long with the average being 39" to 66".

Safety, YOUR main goal!

Every time we go fishing, we face a whole myriad of dangers. Fish hooks, sharp Knives, lightning, we are sitting in a Fiberglass (Burns very well.) container full of VERY flammable gas, rough water, potential boat sinking, even Sunburn!

Are you prepared for any or all of these emergencies? You should be. Remember usually you are far from help, and even with the Navy's helicopters you can count on over an hour from injury to hospital!

Did you leave a Float Plan?

Do you give your passengers a safety tour before you leave the dock? Have you shown everyone how to run the boat in case you become incapacitated? How about how to call for help on the VHF? How to read the GPS to give your location?

Continued Page 6

Safety goal Continued

Do you put your "Ditch Bag on deck? I know I have reminded you to get a BIGGER fire extinguisher (Or Two.). Are you Life jackets out so everyone can wear them while underway?

Do you have a heady duty wire cutter that can cut any hooks you might be using?

Do you ALWAYS put your knives in the holder so that the sharp part of the blade is against the bulkhead or where if someone falls they won't fall against it and cut them selves badly?

Did you teach your crew how to SAFELY handle the Gaff?

Is everyone wearing shoes so when you bring in that very toothy fish and it is flopping around on the deck they don't get a toe bitten badly, or a hook in the foot?

Do you carry extra Sun Screen for those passengers with CRS?

Is you First Aid kit handy and full of current supplies, NOT Expired ointment or empty because you used it last time and forgot to refill it?

Do you even carry an emergency locator beacon? For about \$200 you can have one on your boat, and isn't your life worth \$200?

Now how about your boat motor and trailer? When was the last time you changed the oil and had your Motor tuned up?



Remember, NEVER approach the dock any faster than you want to RAM the dock!



Need a Christmas Present for someone? How about getting them a membership in their JOSFC Club, or Upgrading them to a Lifetime Membership?

We can provide a really nice certificate to put under the Christmas Tree! Just contact Stacey Schwab our Membership Director at membership@jaxfish.com and she will get you all taken care of.



























Loud Hailings

Bill Breen
Newsletter Editor

I am always looking for PICTURES of club members with local catches, to use in our newsletter. If you have a good photo PLEASE E-mail it or give it to me at a meeting. I will Scan it and return it to you undamaged. Don't forget to include a piece of paper with your name address, and the information on the catch, size or weight, and when. You can even include your numbers where caught, I won't tell anyone else, I promise! ;-) Cross my heart and hope to catch your fish!

Just a reminder, ANYONE and everyone can submit something, a good story, joke, or you can also submit photos to be included in our Newsletter. Just get your article and or pictures to me by the 18th of the month, to be in the next months newsletter. Just hand me a copy at any meeting, or E-mail it to me at : breenw@bellsouth.net

Sun	Mon	Tue	Wed	Thur	Fri	Sat
			1 	2 Club Meeting Clam Chowder Cook-Off  	3 	4 
5 	6 Board Meeting 	7 	8 	9 	10 	11 
12 	13 	14 	15 	16 Club Meeting Party & Pot-Luck  	17 	18 
19 	20 	21 	22 	23 	24 	25  
26 	27 	28 	29 	30 		



COMING

December 2nd - Club Meeting Clam Chowder Cook-Off

December 6th - Board Meeting

December 16th - Club Meeting & Christmas Pot-Luck

EVENTS:

March 5, 2022 - The El Cheapo Sheepshead Tournament



JOSFC SPONSORS

Listed in alphabetical order.

- 1-800-Pack Rat • *121 Financial* • **Academy Sports** • *Angies Sub Shop* • AquaAcoustics •
- **B & M Bait and Tackle** • Brown's Creek Fish Camp • *Captain Dave Siplers Sport Fishing* •
- Consignment Boat Sales • *Costal Angler Magazine* • C-Turf Marine Decking • **Dandee Foods** •
- Duval Glass & Mirror • *Fish Florida* • **Fishing NOSARA** • *NOSARA Paradise Rentals* •
- Fusion Entertainment • **Gary Newman Insurance** • Gillz Performance Appral •
- *Gone Fishin' Show* • Great Atlantic Outfitters • **Hagan Costal Outfitters** •
- Hagerty Construction & Roofing • *Hardees* • Hook the Future • *In River or Ocean* •
- *Insurance Wagon* • Jacksonville Flower Market • *Julington Creek Carpet Care* • Knight Electric
- **Loretta Jewelry** • *Mark Feagle Watson Reality* • Morningstar Marina at Mayport •
- *Mousa's Auto & Marine Interiors* • Murphy Communications • *Ocean Waves Sunglasses* • Onyx
- Paradise Resort Beleze • **Pepsi Bottling Group** • Precision Point Marine • *Sailfish Construction*
- Sea Dancer Charters • *Sea Tow* • Skate Station • *Solomon's RV & Boat Storage* •
- Still Just Fishing Show • **Strike Zone Fishing** • Styles Smith Plumbing • *The Outdoors Show*
- Tow Boat US of Jacksonville • *United Rentals of N.E. Florida* • Vic2fish & Adventures Inc.
- *Website Solutions* • *XtremeWings* • JOSFC SPONSORS

SUPPORT OUR SPONSORS! THEY SUPPORT US AND FISHING!



Jacksonville Offshore
Sport Fishing Club
3948 3rd St. South #232
Jacksonville Beach, Fl 32250

