



The Newsletter of the . . .

# The Reel News



Serving the Northeast Florida Fishing Community Since 1959

Volume 61 Issue 9

September 2021



## PRESIDENTS CAST NET

*Capt. Robert Vermillion*

August was a busy month at the club, on August 5, we had a video with Joe Kistel with TISIRI. He talked about the two 100 foot ships that will be sunk at Harms Ledge at the same time. One will be a 100 foot navy tug and the other will be a 100 foot steel sailboat. They will be sunk in 90 feet of water.

We have not had an artificial reef ship sunk in Jacksonville since the Spike in 2009. If you would like to donate to help cover the cost of cleaning the tug, go to the TISIRI website and click the donate tab. TISIRI has done a lot of work with artificial reefs in the Jacksonville and Saint Augustine area waters, so check out their website to find ways to help. If you can help, please do. They really need our support.

We also had a king fish tournament. I want to congratulate Tom Cavin who Took first place with 26.70 pounds.

On August 19th, Capt. Dave Sipler from the Jetty Wolf came out and give a seminar on Bull Red fishing . Captain Dave does a really good seminar. You can check out his YouTube videos, just look for [CaptainDavee.com](http://CaptainDavee.com) He has a lot of good information. We would like to thank Capt Dave for the time spent with us.

The banquet is set for October 16 and it will be at the Moose Lodge, on Losco Road in Mandarin. We will have more information coming to you soon, so watch your emails.

The fishing boards will be closing on September 16 at 8:30, so get out and fill them up. September 4 is our last tournament of the year, a Bottom tournament and a Flounder tournament. The make up date will be September 11. So make sure you sign up and get involved in the last tournament of the fishing year.

The fishing rules will be on September 18, make sure you put your new rule in writing as it would read in the rulebook. If you would change or add a new rule, submit it to a board member or come to the rules meeting at the clubhouse.

### On to the fishing fronts

Offshore: Kingfish are King, Tarpon should be showing up, following the mullet. And the big bull reds will be showing up in the river. Out past 40 miles, look for B-liners and Triggers to be biting, sailfish should be on the reefs.

Inshore: The water has been hot, so get out early or late, as the sun sets. Trout, flounder, bull Reds and Tarpon at the rocks. Shrimp should be moving soon, if the rain holds off. I like Doctors inlet, on the outside of the bridge, in a moving tide.

Wendy Henry passed away recently. Please keep her and her loved ones in your thoughts and prayers. She will be missed by our Fishing community.

Tight Lines, CAPT. Robert Vermillion

# REMEMBER

## WE HAVE MEMBERS

### LOOKING FOR A RIDE!!!

When you are going out and have room for one more, or need crew to **help pay for gas**, we have several members that do not have boats, and are always looking for someone to take their gas money!

Just either give me a call, text or E-mail [breenw@bellsouth.net](mailto:breenw@bellsouth.net).

904-254-2791

Or post it on the club's Dock Talk page.

We will get you that extra person to fill out your crew!

Who knows, you just may find a new great friend!



*The Reel News is published monthly by the Jacksonville Offshore Sport Fishing Club (JOSFC). All rights reserved.*

#### Officers:

President ..... Robert Vermillion  
 Vice President.....Derek Siegel  
 Secretary ..... Jamie Underwood  
 Treasurer ..... Tom Cavin

#### Board of Directors & Special Staff:

Tom Darga - Tournament Director  
 Co-Mayan Skenes - Awards & Events  
 Co-Mark Aley - Awards & Events  
 Darrin Willingham - Fishing Director  
 Stacie Schwab - Membership  
 Lee Bowman - Media Director  
 Co-Bill Pollackov - Hospitality Director  
 Co-Drew Paterson - Hospitality Director  
 George Hunsinger - Speaker Director  
 Tom Ruggles - Advisor to the Board

Newsletter Editor / Website ... Bill Breen

Marine Radio.... Mike Murphy

## WE NEED YOU!

As you are enjoying all of the benefits of being a member of JOSFC this summer you may be wondering if there are other ways that you could be more active in the Club, or lend some more support to the club. **One way is by joining the board of directors.** It is one of the most rewarding ways of contributing to the growth and sustainability of the club. In recent years we have had trouble getting members to run for the Board or Officers. I am not pulling your leg, this is not a lot of work! It is actually fun and you can be proud of helping run not only the biggest fishing club in Northern Florida but the longest running club in Jacksonville! 62 Years!

Well we really mean it, Please seriously consider running for the Board! **Even if you are new to the club, we always need new fresh ideas to keep this club relevant and attractive to the fishing community!**

I mean it .... **WE REALLY NEED YOU!**  
 SO ..... I ask you all to really give some thought to running for the Board.

The Board meets ONCE a month on the first Monday and aside from that the only position that requires working a bunch is that of Hospitality Director ( **That is our fantastic Jamie Underwood who makes sure that we have something to eat at every meeting.** ) Some times it requires working on things on Wednesday, and Thursday, at the most 4 partial days a month. ) The rest are easy! Usually just some phone calls in the evening.

You can run even if there is someone in that position. We have had 2 or 3 people running for some positions in the past !

PLEASE give some serious consideration to running for the Board or an Officers position. ( Vice President, Secretary, Treasurer. ) You must have been on tgeh Board for 1 year to run for President.

## What's in Your Ditch Bag?

You do have a Ditch Bag don't you?



Boating accidents, they happen every week. Usually the difference between a sad ending and a happy ending is preparedness. Since you can't always count on Lady Luck ( In


case you haven't noticed, you are in a predicament because she isn't with you today, she's fickle, in case you haven't heard), the best thing to do is be like a Boy Scout. Veteran captains going offshore - no matter what size boat they are in -- carry emergency "ditch bags" because they never know when the catastrophic might happen.

OK, lets get started. . . . Your Ditch Bag should be a container that will FLOAT, is secured closed so that if your boat overturns or goes down, it will be on the surface with you, and all of it's contents inside. When you leave the dock, it should be sitting on deck, NOT in the cabin or a locker.

I have seen everything from Ice-Chest that latched shut as ditch bags to \$300 specially made ditch bags. These soft sided insulated coolers will work quite well, just make sure it will float with a full load of your gear.


Now for what you put inside. This can vary a lot from boat or Captain to Captain.


The little Sailfish signify priority items!


 You should have your required flares. ( Make sure they are not out of date.) I also carry several arial flares or rockets.


 First Aid supplies.


A good waterproof sun block. Neutrogena now makes one ( SPF 70 ) that goes on wet skin,


 f handy if you are already in the water.


 You should have some rope to tie everyone together so you don't drift apart. ( A group of people are easier to spot than a single person. )

 Your bag should have a waterproof strobe light attached to it. ( Be sure to test it before every trip, and change the batteries once a year. )

 A signal mirror works well in bright daylight to get attention.

 Drinking Water! This is left out of most ditch bags because most people do not think of it. A single gallon of water will help keep up to 4 people from becoming dehydrated for a couple of days.

 Whistles for everyone! It beats yelling 10 ways to 1. Yelling is exhausting, and uses up a lot of energy, and can not be heard for a very long distance, whistles carry for a mile or more!

 At the least you should have a PLB ( Personal Locator Beacon ) like a Spot. Or an EPIRB

A drift marker is nice. It is a long 20 or so foot long bright red streamer that floats out along the surface to increase your spotability from the air.

A bright die marker also helps increase your spotability from the air, but it does dissipate, so maybe a couple of them.

If you can afford it, a hand held VHF, and a hand held GPS unit.

I also carry several Chem-Lights or Glo Sticks that last for at least 12 hours once you break the glass vial and activate them.

I also have attached one to each Life Vest to increase visibility for each individual and the group.

That covers the basics for your ditch bag. To put all that in your bag cost a lot of money, and if you are like me you couldn't afford to do it all at once. That is OK, but start building your bag with the items that you have or can afford. You can add the hand held VHF or GPS or a big EPIRB later as you can afford to buy them. A life is worth every dollar you spend even if it stretches your budget!

OK, you have assembled your Ditch Bag, now what ?

Like I said at the start of this article your bag should be ON-Deck when you leave the dock. You should then assign a primary person and a secondary backup person to be responsible, to make sure in an emergency, it goes over with them and does not get stuck in the boat!



Mark this date and put it in your Phone, on your Refrigerator and Tape a copy to your door!

## October 16, 2021

That is just a month away, and is the date of our **Annual Awards Banquet!**

People, and fishermen and ladies, this **really is a big deal, and an event that you don't want to miss!!!**

This is a special night, we have the Moose Lodge this year that we be holding this event in, and there is a great catered dinner! The ladies get to dress up if they want, and most of us men will actually take a shower and shave, and even put on slacks and a button shirt! Oh, there is also a good Bar with Wine, Beer, and mixed drinks!

After we eat, we honor the Offshore and Inshore Captains of the Year, along with those members that have earned awards for the various boards, and any special activities that they might have earned, like catching the smallest fish of the year, falling overboard, or being our choice of "Sportsman / Sports-lady" of the year.

If you know of an "Incident" of any kind involving a club member, PLEASE let your Board Know so we will have time to come up with an appropriate prize! ;-))

As I said, we have an open bar, so this is an **ADULT** party, No Kids! The kids will be honored at a separate special Club Meeting.

We also have a **BIG Raffle** for the members and guest that attend.

Tickets will be on sale at the meetings.

**This is a DON'T MISS EVENT!**

**Shrimping in the St. Johns River is still good all of this month.**



It really is simple to go out and catch a few pounds of shrimp. All you need is a Cast Net ( More on that later. ) an ice chest or 5 gal Bucket with some ice to keep them fresh, and I recommend a tub or basket to empty the net into.

While it **IS** fun to get down on your knees and chase a dozen shrimp around the bottom of the boat, it is easier with a tub to dump them out of the net into. The Tub also makes it easier to cull the small shrimp and other things like little stingrays and fish that you don't want. I got a rubber tub that is about 14 inches deep and 20 inches in diameter. I then drilled a bunch of  $\frac{1}{8}$ " holes around the bottom edges to let the water drain out as dumping the net and shrimp into it does put about an inch of water in it. ( That makes it easier to sort the shrimp. )



I also recommend using some shrimp pellets or make your own fish meal into patties or balls to bait the area you are shrimping once you locate the shrimp. I usually use about 5 or 10 pounds per trip. I break it into 5 pound bags and once I locate the shrimp, I use about half a 5 Lb bag on each side of the boat. A 25 Lb bag is only about \$10.50

You can buy the shrimp pellets at:

**Standard Feed Company**  
1236 Kings Road  
Jacksonville, Fl. 32204  
904-355-5575



Now let us get back to that Cast Net. First you have to know how to THROW a Cast Net. Here is the method that I like the best as it is easy to learn and use:

<http://www.madnesscharters.com/portfolio-view/easiest-way-to-throw-a-castnet/>

Now that you have mastered that, what size mesh, weight and diameter net to use.

For Shrimping, a TAPED net is a **MUST!** The taped nets can be bought already taped or you can tape your own net.

Shrimping continued.

The way I have taped my nets is with standard ( Cloth backed, the better quality. ) Duct tape. Run a strip of it about 3 to 4 inches up from the weights, all the way around the circumference of your net, ( UNDER your riser lines. ) and then put another band on the other side of the net over the first layer. (Sticky side to sticky side with the net in between. )

I recommend using only a 5' foot or 6' foot diameter net. They are easier to throw, especially from a crowded boat, and a taped 6' ( 12' diameter ) net will cover about 8' or more of the bottom in 20' of water where an 8' (16' diameter ) untaped net will cover about 3' of bottom with out the tape! Watch this Video Tom Ruggles found for us, to see the difference:

[https://www.youtube.com/watch?v=8Z1m6qoYjV8&feature=youtu.be&fbclid=IwAR01OV91EeaAOf9Jzv1fcdkKh4MCCLK8X7iFY\\_n5gqLWxvVCE2WMH6DaDuQ](https://www.youtube.com/watch?v=8Z1m6qoYjV8&feature=youtu.be&fbclid=IwAR01OV91EeaAOf9Jzv1fcdkKh4MCCLK8X7iFY_n5gqLWxvVCE2WMH6DaDuQ)

Mesh size is usually about 3/8 th of an inch, but some people recommend a big mesh so little shrimp can get out, but with the tub, they are easy to cull and throw back, so it doesn't make much difference. The weight should be about 1 pound per foot. Heaver just makes it more work to throw.

Here is a SAFETY tip, I tie my rope to a large Rubber Band, about 1" wide by 10 to 12" in circumference. This is what is around my wrist, JUST IN CASE I net a big Stingray or even a Bull Shark or Manatee and they take off, I won't be pulled overboard to follow them.

Another thing to know is that you MUST give the net plenty of time to sink all the way to the bottom. I have added 15' of extra line to my net, so it can reach the deeper water while shrimping during the day. Watch how slow it sinks in the above video.

When you pull your net in, do so SLOWLY until you get it off the bottom. Give the weights time to drag on the bottom to the center before you lift it up. ( You catch more Shrimp that way. )



The current rules are 1 - 5 gallon Bucket per BOAT. However if you are fishing from a dock or shore with friends, you each may have a 5 gal bucket. 1 - 5 gallon bucket per person.

## Now what to do with those mouth watering morsels once you have them.

The first thing I do with them is to HEAD the shrimp. Just twist the head off, and put the heads in a big ziplock bag to use later for chum out in the ocean! They work great!

I then de-vane them and shell them. That is easy if you use that little plastic long curved tool you can pick up at any supermarket. Just push the curved point into the vein in the center of the body until it comes out the tail. Now quickly shove the shrimp all the way back toward the handle. That will split the shell and back to the vein so you can just peel off the shell and rinse the vein out.

I like to do a dozen or two of them while I am waiting for a pot of water with a hand full of salt in it to boil. Once it is boiling, throw about 4 or 5 of your cleaned shrimp in at a time and have something to scoop them out after **2 Minutes**. They will be cooked perfectly and ready to eat like candy! I then munch on these while I clean the rest of my cooler full of shrimp.

Now for what to do with the rest of your cleaned shrimp.

### Terri's Coconut Shrimp

Take as many shrimp as you think you can eat, and soak them in a bowl that is full of "**Coffee Mate**" Coconut Creamer. Place a bag of ice or something on them to make sure all of them are submerged. Soak about 1 hour.

Next get a package of McCormick Golden Dip Tempura Seafood Batter Mix and **ADD 2 Table spoons of Coconut Flower** to the dry batter mix and mix it well. Now use  $\frac{3}{4}$  Cup of fresh COLD Coconut Creamer to mix the batter until it is slightly stiff but smooth. Use more creamer if necessary.

Have your oil at 375° and then dip each shrimp in the batter and shake off the excess,

Shrimping Continued

now, a few at a time, SLOWLY LOWER the shrimp into the oil and cook until a golden brown. ( Don't OVER Cook your seafood! )

Now you can go get more shrimp to cook as you will find they are so good you want MORE!

## Atlantic Highly Migratory Species

Again I want to remind you to check the Rules and Regulations from the SAMFC site every time you go out. They change them often and without any fanfare. You should print out the latest regs and have them with you.

Last year I spoke with a fisherman that was stopped by the FWC Officers. They were nice to him and let him off with a warning as he had a 'Sharp Nose Shark' on board but was totally unaware that to keep it he had to have that **Atlantic Highly Migratory Species PERMIT!**

Did you know that you had to have that permit to keep or have on board any of the following species.:

Tunas, Billfishes, Swordfish, Sharks, Bluefin Tuna, Blue Marlin, White Marlin, Roundscale Spearfish, Sailfish, and Swordfish.

Also there are reporting requirements for most of these.

You can get your permit by going to the following website:

<https://hmspermits.noaa.gov/>

They are very inexpensive for the sport fishermen, but you definitely want to have yours while out there fishing!!!

Also don't forget to get your "REEF Fishing Permit" from the FWC, it is free you just have to have it to bottom fish offshore.



**Gary Newman**  
INSURANCE  
Family Owned & Operated

- Boat
- Auto
- Home

67 E. Sailfish Dr. • Atlantic Beach, FL

**241-0777**




*Loud Hailings*

Bill Breen  
Newsletter  
Editor

I am looking for PICTURES of club members with local catches, to use in our newsletter. If you have a good photo PLEASE E-mail it or give it to me at a meeting. I will Scan it and return it to you undamaged. Don't forget to include a piece of paper with your name address, and the information on the catch, size or weight, and when. You can even include your numbers where caught, I won't tell anyone else, I promise! ;-)) Cross my heart and hope to catch your fish!

Just a reminder, ANYONE and everyone can submit something, a good story, joke, or you can also submit photos to be included in our Newsletter. Just get your article and or pictures to me by the 18th of the month, to be in the next months newsletter. Just hand me a copy at any meeting, or E-mail it to me at : [breenw@bellsouth.net](mailto:breenw@bellsouth.net)

Sun	Mon	Tue	Wed	Thur	Fri	Sat
September			1	2 Club Meeting	3	4 The Tournaments OS= Bottom IS= Flounder
			5	6	7	8
12	13	14	15	16 Club Meeting	17	18
19	20	21	22	23	24	25
26	27	28	29	30		

FYI, the little fish is a Sol-Lunar fishing days key, the more fish the better the



**COMING  
EVENTS:**

- September 2nd - Club Meeting -
- September 4th - Club Tournaments - OS Bottom - IS Flounder
- September 16th - Club Meeting
- September 18 - Fishing Rules Meeting
- October 16th - Annual Awards Banquet

First thing I want you to do is put me as the beneficiary on your boat insurance, then DO NOT wear these,



especially when underway!

**2021 Offshore Tournament Schedule**

	Date	Make-up Date
Bottom Tourn.	Sept.4th	Sept. 11th

**2021 Inshore Tournament Schedule**

	Date	Make-up
Flounder	Sept. 4th	Sept. 11th



## Associate Members

- 1-800-Pack Rat • *121 Financial* • **Academy Sports** • *Angies Sub Shop* • AquaAcoustics •
- **B & M Bait and Tackle** • Brown's Creek Fish Camp • *Captain Dave Siplers Sport Fishing* •
- Consignment Boat Sales • *Costal Angler Magazine* • C-Turf Marine Decking • **Dandee Foods** •
- Duval Glass & Mirror • *Fish Florida* • **Fishing NOSARA** • *NOSARA Paradise Rentals* •
- Fusion Entertainment • **Gary Newman Insurance** • Gillz Performance Appral •
- *Gone Fishin' Show* • Great Atlantic Outfitters • **Hagan Costal Outfitters** •
- Hagerty Construction & Roofing • *Hardees* • Hook the Future • *In River or Ocean* •
- *Insurance Wagon* • Jacksonville Flower Market • *Julington Creek Carpet Care* • Knight Electric
- **Loretta Jewelry** • *Mark Feagle Watson Reality* • Morningstar Marina at Mayport •
- *Mousa's Auto & Marine Interiors* • Murphy Communications • *Ocean Waves Sunglasses* • Onyx
- Paradise Resort Beleze • **Pepsi Bottling Group** • Precision Point Marine • *Sailfish Construction*
- Sea Dancer Charters • *Sea Tow* • Skate Station • *Solomon's RV & Boat Storage* •
- Still Just Fishing Show • **Strike Zone Fishing** • Styles Smith Plumbing • *The Outdoors Show*
- Tow Boat US of Jacksonville • *United Rentals of N.E. Florida* • Vic2fish & Adventures Inc.
- *Website Solutions* • *XtremeWings* • JOSFC SPONSORS

**SUPPORT OUR SPONSORS! THEY SUPPORT US AND FISHING!**



Jacksonville Offshore  
Sport Fishing Club  
3948 3rd St. South #232  
Jacksonville Beach, FL 32250

