



The Newsletter of the . . .

The Reel News

Serving the Northeast Florida Fishing Community Since 1959



Volume 61 Issue 5

May 2021



PRESIDENTS CAST NET CAPTAIN

Robert Vermillion

We had a big Mouth in April. On the 1st we had Chad Starling stop by and give a seminar on Seabass and bottom fishing and some knot tying. Thank you, Chad, for your time at the club, if you need a charter give Chad a call at team Buck Rogers fishing, he will put on the fish.

We also had are Easter Egg hunt for the kids they enjoyed the hunt, and all the candy that came with it. Bill and Drew cooked up some hotdogs and hamburgers it was a good time by all.

On the 15th we had Conny with Revier Safety she brought a six man lift raft to display and a lot of good safety stuff that we all need to carry offshore. So, make sure your flares are up to date and check all your safety equipment before the fishing heats up.

We also had the Boat Show on the 16th 17th and 18th I want to thank Mayan

and Mark for setting up for the show and all the volunteers that show up to work we had rain and a little wind, but we had some new members sign up. This month we have a meeting on the 6th we have Joe Vonthron talking about snapper and grouper fishing the Sail fish pot party is the 1st we have a trolling and redfish tournament on the 15th make sure you sign up and fish, it will be a good time let's keep the tournaments going! Memorial Day is this month we usually meet up at the Fort George sandbar on Sunday the 30th if your interested get with me or Tom Cavin at the meeting.

On to the fishing front

I know the Spanish Mackerel have moved into the jetties this is a great time to take the kids fishing, it is nonstop action and a lot of fun.

The Dolphin have been hit or miss just look for the breaks and the bait and maybe you can pick some up.

That's it for now see you at the club house or on the water.

Tight lines

CAPT. Robert Vermillion

REMEMBER

WE HAVE MEMBERS

LOOKING FOR A RIDE!!!

When yo are going out and have room for one more, or need crew to **help pay for gas**, we have several members that do not have boats, and are always looking for someone to take their gas money!

Just either give me a call, text or E-mail breenw@bellsouth.net.
904-254-2791

Or post it on the club's Dock Talk page. We will get you that extra person to fill out your crew!

Who knows, you just may find a new great friend!



The Reel News is published monthly by the Jacksonville Offshore Sport Fishing Club (JOSFC). All rights reserved.

Officers:

President Robert Vermillion
Vice President.....Derek Siegel
Secretary Jamie Underwood
Treasurer Tom Cavin

Board of Directors & Special Staff:

Tom Darga - Tournament Director
Co-Mayan Skenes - Awards & Events
Co-Mark Aley - Awards & Events
Darrin Willingham - Fishing Director
Stacie Schwab - Membership
Lee Bowman - Media Director
Co-Bill Pollackov - Hospitality Director
Co-Drew Paterson - Hospitality Director
George Hunsinger - Speaker Director
Tom Ruggles - Advisor to the Board
Newsletter Editor / Website ... Bill Breen
Marine Radio.... Mike Murphy
©Copyright 2021

Mayday / Pan-Pan / Securite

Do YOU really know what they mean, and how to use them? Well now you will!

When used, repeat the words 3 times before your message, this gets people's attention, and gives them time to pay attention to what is being transmitted.

Mayday - This means immediate danger. Only use it when you are in grave and imminent danger and require immediate help! Like man overboard and you have lost sight of them!

Pan-Pan - Urgent attention required. This is to be used for any situation that is urgent, but not imminent! Best I can think of here is like a major but not life threatening injury and you don't have a first -aid kit that will handle it on board.

Securite - This is used to warn people of hazards like floating debris, or a hard to control barge coming in an inlet, to let boaters know to stand clear.

Parents don't frame pictures
of their kids playing video games....



Catching too many Sharks and Grunts?

Here is a mistake that a lot of us make when we are out there fishing.

You stay in the **WRONG** place too long!

Shortly after I joined the club, I was fishing with a great guy, (I won't mention Mike Greenstein's name as I don't want to embarrass him.) and I learned several valuable lessons on fishing here off Jacksonville from him.

We went to one spot and started fishing, Sharks and Grunts After about 15 minutes he said to pull in the lines we were moving. We upped anchor and only went about 100 yards to another spot. Sharks and Grunts. Up anchor and move again after about 15 minutes. This time we moved to a spot about 100 yards on the other side of our original spot. Sharks and Grunts. 15 minutes or less and we moved again! The next move was again within about 200 yards of our original spot! Sharks and Grunts. The Last move was just about 15 yards to the high side of the ledge we were on, and we were catching good fish! Snapper, Seabass, Vermillion Snapper (B-Liners) etc.

We never got more than 200 yards from our first spot. Sometimes it just takes moving from the high side of a ledge to the low side or vice-a-versa. OR move from one end of a ridge or ledge just 40 yards to the other end!

Just remember when you are catching trash fish, it is time to move!

Gary Newman
INSURANCE
Family Owned & Operated

- **Boat**
- **Auto**
- **Home**

67 E. Sailfish Dr. • Atlantic Beach, FL
241-0777



In every Newsletter I strongly suggest that you wear your Life Jacket at least while your boat is underway.

Here are some other safety things that you should consider.

Are your Flares out of date?

Is your Fire extinguisher current?

Do you have a big enough one, or more than one?

How about a "Ditch Bag" is it properly stocked, and sitting out where it is handy?

First aid kit current, plenty of fresh Hydrogen Peroxide to clean wounds?

Do you have some "Wire Cutters" that are strong enough to cut the **BIGGEST** hook on your boat? Most fishing pliers are **NOT** strong enough for even a medium size hook!



What's in Your Ditch Bag? You do have a Ditch Bag don't you?




Boating accidents, they happen every week. Usually the difference between a sad ending and a happy ending is preparedness. Since you can't always count on Lady Luck (In case you haven't noticed, you are in a predicament because she isn't with you today, she's fickle, in case you haven't heard), the best thing to do is be like a Boy Scout. Veteran captains going offshore - no matter what size boat they are in -- carry emergency "ditch bags" because they never know when the catastrophic might happen.


OK, lets get started. . . . Your Ditch Bag should be a container that will FLOAT, is secured closed so that if your boat overturns or goes down, it will be on the surface with you, and all of it's contents inside. When you leave the dock, it should be sitting on deck, NOT in the cabin or a locker.


I have seen everything from Ice-Chest that latched shut as ditch bags to \$300 specially made ditch bags. These soft sided insulated coolers will work quite well, just make sure it will float with a full load of your gear.


Now for what you put inside. This can vary a lot from boat or Captain to Captain.


The little Sailfish signify priority items!


 You should have your required flares. (Make sure they are not out of date.) I also carry several arial flares or rockets.


 First Aid supplies.


 A good waterproof sun block. Neutrogena now makes one (SPF 70) that goes on wet skin, kind of handy if your already in the water.


 You should have some rope to tie everyone together so you don't drift apart. (A group of people are easier to spot than a single person.)

 Your bag should have a waterproof strobe light attached to it. (Be sure to test it before every trip, and change the batteries once a year.)

 A signal mirror works well in bright daylight to get attention.

 Drinking Water! This is left out of most ditch bags because most people do not think of it. A single gallon of water will help keep up to 4 people from becoming dehydrated for a couple of days.

 Whistles for everyone! It beats yelling 10 ways to 1. Yelling is exhausting, and uses up a lot of energy, and can not be heard for a very long distance, whistles carry for a mile or more!

 At the least you should have PLB (Personal Locator Beacon) like a Spot. Or an EPIRB

A drift marker is nice. It is a long 20 or so foot long bright red streamer that floats out along the surface to increase your spotability from the air.

A bright die marker also helps increase your spotability from the air, but it does dissipate, so maybe a couple of them.

If you can afford it, a hand held VHF, and a hand held GPS unit.

I also carry several Chem-Lights or Glo Sticks that last for at least 12 hours once you break the glass vial and activate them.

I also have attached one to each Life Vest to increase visibility for each individual and the group.

That covers the basics for your ditch bag. To put all that in your bag cost a lot of money, and if you are like me you couldn't afford to do it all at once. That is OK, but start building your bag with the items that you have or can afford. You can add the hand held VHF or GPS or a big EPIRB later as you can afford to buy them. A life is worth every dollar you spend even if it stretches your budget!

OK, you have assembled your Ditch Bag, now what ?

Like I said at the start of this article your bag should be ON-Deck when you leave the dock. You should then assign a primary person and a secondary backup person to be responsible, to make sure in an emergency, it goes over with them and does not get stuck in the boat!

Species	Bag Limit	Size limit	Season
African Pompano	2 / Day	24" Fork Length	Open Year Round
B-Liners	5 / Day	12" Total Length NOT included in the 10 Fish Snapper Aggregate Limit	Open Year Round
Banded Rudderfish	5 / Day	Slot Limit 14" to 22" That is 5 per person in the Aggregate of the Lesser Amberjack and Banded Rudderfish	Open Year Round
Baracuda	2/day	Or 100 Pounds, No minimum Size	Open Year Round
Black Drum	5 / Day	Slot Limit 14" to 24" - including 1 OVER 24"	Open Year Round
Black Grouper	1 / Day	24" Total Length Included Within the 3 Grouper Aggregate Only 1 can be a Gag OR a Black Grouper	State Closed January 1 through April 30 Federal CLOSED February 1 through March 31 Seaward of 20 Fathoms
Black Seabass	7 / Day	13" Total Length	Open Year Round
Blackfin Tuna	2 / Day	No Minimum Size.	Open Year Round
Blue Marlin	1 / Day	99" All Landed Fish MUST be reported to NOAA within 24 Hours 1800-894-5528 HMS Permit required	Open Year Round
Bluefish	3/ Day	12" Fork Length	Open Year Round
Cobia	1 / Day	33" Fork Length	Open Year Round
Cubera Snapper	10 / Day	12" Total Length 10 / Day UNDER 30" 2 per Harvester or Vessel OVER 30" that are NOT within the 10 fish Aggregate	Open Year Round
Dolphin (Mahi Mahi) (Dorado)	10 / Day	20" Fork Length	Open Year Round
Flounder	5 / Day	14" Total Length	Closed Oct. 15 - Nov. 30
Gag Grouper	1 / Day	24" Total Length Included Within the 3 Grouper Aggregate Only 1 can be a Gag OR a Black Grouper	State Closed January 1 through April 30 Federal CLOSED February 1 through March 31 Seaward of 20 Fathoms
Gray Triggerfish	10 / Day	12" Fork Length	Open Year Round
Greater Amberjack	1 / Day	28" Fork Length	Open Year Round
Hogfish	1 / Day	16" Fork Length	Open May 1 through October 31
King Mackerel (Kingfish)	2 / Day	24" Fork Length	Open Year Round
Lane Snapper	10 / Day	8" Total Length, Included in the 10 Fish Snapper Aggregate Limit	Open Year Round
Lesser Amberjack	5 / Day	Slot Limit 14" to 22" That is 5 per person in the Aggregate of the Lesser Amberjack and Banded Rudderfish	Open Year Round
Mangrove Snapper	5 / Day	10" in Florida Waters, 12" in Federal Waters Included in the 10 Fish Snapper Aggregate Limit	Open Year Round
Mutton Snapper	5 / Day	18" Total Length, Included in the 10 Fish Snapper Aggregate Limit	Open Year Round
Pompano	6 / Day	11" Fork Length	Open Year Round
Red Drum	2 / Day	Slot Limit 18" to 27" - In FLORIDA Waters ONLY - Closed beyond 3 miles	Open Year Round
Red Grouper	3 / Day	20" Total Length Included Within the 3 Grouper Aggregate	State closed Jan 1 - April 30 Federal CLOSED February 1 through March 31 Seaward of 20 Fathoms
Red Porgy	3 / Day	14" Total Length	Open Year Round
Red Snapper	2 / Day	20" Total Length In Florida Waters ONLY Closed beyond 3 miles.	Open Year Round
Sailfish	1 / Day		Open Year Round
Sailfish	1 / Day	63" All Landed Fish MUST be reported to NOAA within 24 Hours 1800-894-5528 HMS Permit required	Open Year Round
Scamp Grouper	3/ Day	20" Total Length Included Within the 3 Grouper Aggregate	State Closed January 1 through April 30 Federal CLOSED February 1 through March 31 Seaward of 20 Fathoms
Sheepshead	8 / Day	12" Total Length	Open Year Round
Snowy Grouper	1 / Day	None Included Within the 3 Grouper Aggregate	Open Year Round
Spadefish	100 Pounds	None	Open Year Round
Spanish Mackerel	15 / Day	12" Fork Length	Open Year Round
Spotted Seatrout	5 / Day	Slot Limit 15" to 19" May possess 1 over 19" / Vessel	Open Year Round
Swordfish	1 / Day	47" All Landed Fish MUST be reported to NOAA within 24 Hours 1800-894-5528 HMS Permit required	Open May 1 through October 31
Tarpon	0	Catch & Release ONLY 40"over must remain in Water. Must have Tarpon Tag to harvest if in pursuit of record.	Open Year Round
Tripletail	2 / Day	18"	Open Year Round
Wahoo	2 / Day	No Minimum Size.	Open Year Round
Weakfish	None	100 Pounds / Person Special Management Zone Nassau County - 1 / Day 12" Total Length	Open Year Round
White Marlin	1 / Day	66" All Landed Fish MUST be reported to NOAA within 24 Hours 1800-894-5528 HMS Permit required	Open Year Round
		Measured as total length. Total length is the straight line distance from the most forward part of the head with the mouth closed to the farthest tip of the tail with the tail compressed or squeezed together while the fish is lying on its side.	
		Snapper Aggregate Bag Limit - Within state waters of the Atlantic and Gulf, all species of snapper are included in a 10 fish per harvester per day aggregate bag limit in any combination of snapper species, unless stated otherwise.	
		Atlantic Grouper Aggregate Bag Limit - all species of grouper plus golden tilefish in the Atlantic are included in a 3 fish per harvester per day aggregate bag limit in any combination of grouper/golden tilefish species. NOTE - Only 1 can be a Gag OR a Black Grouper, you may NOT have 1 of each.	

Remember you need a Reef Fishing Permit for all bottom fishing Get it at www.myfwc.com
 And for some of these fish, you need a Highly Migratory Species permit. Go to:
<https://hmspermits.noaa.gov/>

Some Thoughts on Trolling

With two Trolling Tournaments coming up, The Unlimited on April 29th, and the May Trolling Tournament on May 5th, These hints just might help you catch more fish.

For starters, fish are NOT smart! Their little brains only have 3 things that they are genetically programed for. 1 - Food, where and what to eat. 2 - Survival, avoid being eaten. 3 - Reproducing.

They don't see your leader and say, "There is something wrong with this picture."

All they think is EAT IT!

Now think about this, to a predator fish, a DISTURBANCE in the water is a FEEDING FRENZY!

Your boat IS a disturbance in the water. I trim my engine UP to make my boat plow through the water, and in my boat I run at about 10 MPH, just short of breaking up onto the plane, making as big of a disturbance as I can.

I don't use weights to get my lures down deep. Wahoo and other predators will see or sense your 'Feeding Frenzy' from quite a distance. They will travel vertically 100' or more in a second to attack your lure!

I run my short lures just outside the wake on the edge of the clear / bubble water at about the 2nd and 3rd wave, about 40' feet back. My longer lures are run just where the bubbles are starting to clear up, about 80' feet back. Your "Way Back" should be about 120' to 150' feet back.

I personally have had better luck finding a temperature break, or a break between clear water and green water and trolling on the warmer side or clear side of the break than going back and forth over structure, but that is probably a 50 / 50 difference or personal preference.

Just remember the fish are coming to your BOAT / Feeding Frenzy, and you can't have your lures too close, I have literally had fish

take the lure AT the rear of the boat as I was putting the lure in the water!

One last thought, use one of the attractant oils like "Smelly Jelly" or even WD-40 on your lure or bait, test have shown that they give you an advantage over people that don't use anything. YES, WD-40! It is made with fish oil.

Better Boating Tips

I know that some club members tow their boats down south, so here is a great tip. Before a long tow (Specially through "Love-Bug" country) wipe your boat with liquid dish soap, (No don't wash it off yet.) and after you get where you are going, bugs and tar will come right off!

If you have a really bad tar or scum line, Easy Off oven cleaner will remove it and sticky residue from stickers, without damaging your gel coat.



































Instead of using BLEACH to clean your boat, try a cup of VINEGAR in a gallon of water to make a great cleaner that is both environmentally safe, and it destroys orders better than bleach!



Loud Hailings

Bill Breen
Newsletter
Editor

Just a reminder, ANYONE and everyone can submit something, a good story, joke, or you can also submit photos to be included in our Newsletter. Just get your article and or pictures to me by the 18th of the month, to be in the next months newsletter. Just hand me a copy at any meeting, or E-mail it to me at : breenw@bellsouth.net

Sun	Mon	Tue	Wed	Thur	Fri	Sat
May						1 
2 	3 Board Meeting 	4 	5 	6 Club Meeting 	7 	8 
9 	10 	11 	12 	13 	14 	15 Club Tournaments OS= Trolling 
16 	17 	18 	19 	20 Club Meeting 	21 	22 
23 	24 	25 	26 	27 	28 	29 
30 	31 	Key - The more little black fish on a day means better fishing May 6th - Club Meeting May 20th - Club Meeting May 15th - Club Tournaments / Inshore = Redfish				

COMING EVENTS:



Offshore = May Trolling

Spade Fish - They are out there in BIG numbers, and really are a tasty fish, just hard to hook. Use a #4 hook with a little bit of shrimp on it as bait with just enough weight to cast it to that school of Spade fish that is 5 yards from your boat. Let It slowly sink and you should get a good fish on!

2021 Offshore Tournament Schedule

	Date	Make-up Date
May Trolling	May 15 th	May 22 nd
Junior Angler	June 19 th	June 26 th
Kingfish Tune-Up	July 10 th	July 24 th
Ladies Tourn.	August 7 th	August 14 th
Bottom Tourn.	Sept. 4 th	Sept. 11 th

2021 Inshore Tournament Schedule

	Date	Make-up
Redfish	May 15 th	May 22 nd
Junior Angler	June 19 th	June 26 th
Roulette	July 10 th	July 24 th
Ladies Tourn.	August 7 th	August 14 th
Flounder	Sept. 4 th	Sept. 11 th

JOSFC SPONSORS

Listed in alphabetical order.

- 1-800-Pack Rat • *121 Financial* • **Academy Sports** • *Angies Sub Shop* • AquaAcoustics •
- ***B & M Bait and Tackle*** • Brown's Creek Fish Camp • *Captain Dave Siplers Sport Fishing* •
- Consignment Boat Sales • *Costal Angler Magazine* • C-Turf Marine Decking • ***Dandee Foods*** •
- Duval Glass & Mirror • *Fish Florida* • **Fishing NOSARA** • *NOSARA Paradise Rentals* •
- Fusion Entertainment • ***Gary Newman Insurance*** • Gillz Performance Appral •
- *Gone Fishin' Show* • Great Atlantic Outfitters • ***Hagan Costal Outfitters*** •
- Hagerty Construction & Roofing • *Hardees* • Hook the Future • *In River or Ocean* •
- *Insurance Wagon* • Jacksonville Flower Market • *Julington Creek Carpet Care* • Knight Electric
- ***Loretta Jewelry*** • *Mark Feagle Watson Reality* • Morningstar Marina at Mayport •
- *Mousa's Auto & Marine Interiors* • Murphy Communications • *Ocean Waves Sunglasses* • Onyx
- Paradise Resort Beleze • ***Pepsi Bottling Group*** • Precision Point Marine • *Sailfish Construction*
- Sea Dancer Charters • *Sea Tow* • Skate Station • *Solomon's RV & Boat Storage* •
- Still Just Fishing Show • ***Strike Zone Fishing*** • Styles Smith Plumbing • *The Outdoors Show*
- Tow Boat US of Jacksonville • *United Rentals of N.E. Florida* • Vic2fish & Adventures Inc.
- *Website Solutions* • *XtremeWings* • JOSFC SPONSORS

SUPPORT OUR SPONSORS! THEY SUPPORT US AND FISHING!



Jacksonville Offshore
Sport Fishing Club
3948 3rd St. South #232
Jacksonville Beach, FL 32250

