



The Newsletter of the . . .

The Reel News



Serving the Northeast Florida Fishing Community Since 1959

Volume 61 Issue 4

April 2021



PRESIDENTS CAST NET CAPTAIN

Robert Vermillion

The El cheapo went off without a hitch we had over 200 boats with the biggest fish at 12.77 out of a kayak and the general at 11.76. it was wet windy and cold, but it was still a lot of fun to fish. I would like to thank all are sponsors for supporting the club, and the El Cheapo I would also like to thank all our volunteers for all the hard work they put in. From clean up, to setup, and tear down. We cannot do this tournament without you!!

We had to move are Non-live and River tournament to the weather day so I will let you know how it went next month. Make sure you sign up for are tournaments they are always fun.

April, we have the Unlimited and Shrimp Only tournaments. They should be a good tournaments, the Dolphin should start showing up by then on the offshore and everything eats shrimp on the inshore.

Capt. Chris Rooney did a great Dolphin seminar at the March 18th club meeting we had a big crowd and some good BBQ. Thanks, Capt. Chris, for all your time you spent going over the tricks of your trade.

We had 3

new family memberships Matt and Debbie Okenica, Capt. Steve Helton and his wife Deborah and Kyle and Suzie Carasea, we would like to welcome them to the club.

The boat Show will be April 16th 17th and 18th it will be at Metro park. But we will not have a booth there this year.

Looks like the new Mayport Community Center will start around June completion sometime in January.

On to the fishing front. Offshore the Wahoo are thick on the high-speed troll. Dolphin will be moving in by the end of the month a few have been caught in the deep water 400 ft and out. B-Liners, and Triggers on the bottom Seabass are big enough to keep if you can get through the Red Snapper.

Inshore water is warming up but the bite has been slow. The Yellow Mouth should be coming on strong and the Sheepshead are always hungry, in and offshore.

I just want to thank the Board for all the time they but in this month. I am very fortunate to have such a great bunch of people on the board.

Come on out to the club meeting see what's new. That it for now see you at the club house!

Tight Lines

Capt. Rob Vermillion





THE SAILFISH POT PARTY IS ON!

The 53rd Sailfish Pot Party is on, and it will be held May 1, 2021

It will be held at the American Legion building located at 1127 Atlantic Blvd., Atlantic Beach, FL 32233.

To register or for more information go to:

[HTTPS://SALTWATERCHALLENGE.COM/PRODUCTS/2021-SAILFISH-POT-PARTY-REGISTRATION?FBCLID=IWARIG7NTVMKQAJDUK2SJTDP3QIN7TUYPXNIWJUPIEY8PSGEHNA3OPYIY4TI](https://saltwaterchallenge.com/products/2021-sailfish-pot-party-registration?fbclid=IWARIG7NTVMKQAJDUK2SJTDP3QIN7TUYPXNIWJUPIEY8PSGEHNA3OPYIY4TI)



The Reel News is published monthly by the Jacksonville Offshore Sport Fishing Club (JOSFC). All rights reserved.

Officers:
President Robert Vermillion

BOAT & TRAILER TIPS

Here are some things to check and get fixed before your next trip.

Lets start with your Trailer. After all you can't get the boat to the water without it!

First inspect the entire trailer for rust and either stuck or loose fittings. Lubricate rollers and any moving parts, Sand and paint rusted areas.

I suggest you loosen and re-torc all your lug nuts, including the spare tire. That way if (Oops, WHEN.) you have a flat tire you can get the lug nuts off to put the spare on. (Rust is almost as good as a weld!)

Inspect tire treads and sidewalls. If the tire is 10 years old or older or it has cracks on sidewalls, or lack of tread, that is a tire that needs to be replaced.

Use a gauge to check pressure. **Don't forget the trailer's spare tire.**

Inspect bearings. Repack as necessary.

Test all your lighting, tail, turn and back-up lights. Replace burned-out bulbs and chafed wires. Corroded terminals should be cleaned. Make sure the white ground wire is securely attached to the trailer's frame. 11 out of 10 times when the trailer lights are malfunctioning it is a loose ground!

Test the winch, manual or electric to ensure it's working properly, and lubricate it.

Inspect your winch cable or strap and replace it if necessary.

Check your Safety Chain and make sure it can be fastened easily and tightened correctly.

Now that we can get your boat to the water, here are some things to make sure are correct before you launch it!

I suggest you start each year with a new 'O' ring on your drain plug. (Don't forget to put it in before you put the boat in the water!)

Are all your hose fittings tight and the hoses good, not cracked or chaffed or kinked?

Check that your batteries and connections are clean and tight!

Continued Page 3

NEVER TRUST A FISHING GUIDE WITHOUT A TAN!

Boat Tips Continued

Are your gas tanks full?

Are your fuel filters clean and ready for the season?

Have you checked the expiration date on your flares? The U.S.C.G. will.

Check your steering to make sure it is free and working properly.

Check your boat LIGHTS!

Check your Fire Extinguishers to make sure they are full and ready. I suggest that you shake each one vigorously to make sure the powder is not hard and compacted on the bottom and is ready to disperse.

Do you have all the U.S.C.G. required life jackets for everyone on board and a throwable?

Your VHF Radio working properly, how about your GPS / Depth finder, is it up to date with the latest charts?

Here is one no one checks, their COMPASS! Remember you are on a BOAT, in the water and your electronics can FAIL (I should say "Can and Will Fail") Is the compass working freely and nothing set near it that throws it off.

(I had a friend that was offshore in California and his GPS went out. He looked at his compass and started going what he thought was EAST to shore. He ran for about 20 minutes when a crew member picked up their bag that was sitting next to it and the compass spun over 100 degrees showing he was heading North West, OFFSHORE not to shore. The bag had a Magnetic flap that had the compass pointing in the wrong direction!)

Ditch bag on deck and have, at least a PLB in it? A PLB only cost 2 or 3 hundred dollars, aren't your and your crews lives worth that?

First Aid kit full and fresh ready to go?

How about a hand held GPS and VHF radio?

The final real safety tip is . . . Did YOU leave a Float Plan either on your dash or with a friend! If not, you really should!

Now on to some helpful tips!

You would be surprised at how great plain old White Vinegar is for cleaning your boat of that musty odor, mildew and mold. It even works great for getting rid of the distinct odor when someone gets Sea Sick! (I used to use it to clean the bus I drove over the mountains from Eureka, Ca. to

Redding, Ca. The vinegar odor dissipates very quickly and it also disinfects things as you clean. 50 /50 Water / Vinegar.

You can use 5200 Marine Glue to glue a washer on edge to the hull or any part of the boat you want to run wires through or hang things from.

If you use your boat in the saltwater, USE Salt Away! Use it to flush your engine, and wash all of your boat down to get rid of all the salt! (For some reason metal does better without the salt sitting on it.)

To flush your engine just hook up the dispenser and flush for a couple minutes ONLY! When you see the white foamy water coming out count to about 30 and shut it off you are done!

I spray the entire boat down with it and then rinse the boat down and the salt is GONE!

I also recommend "Strike-Hold" which is a replacement for WD-40, and 10 times better! (Look for it on-line.) I was a Gunsmith for 30 + years and tested all of the WD-40 replacement products made for the guns, and WD-40 still beat them all. SO, I used it on my buss board on my boat that is exposed but under my dash. Every 6 months I had to use terminal cleaner and a tooth brush to clean the green corrosion off and re-spray it. With Strike-Hold it became a once a year thing, but I didn't have the green corrosion to clean off!

Remember the credit card add. "Don't leave home without it." Well don't leave the dock without a TOW service!!! Our Club has a Tow Boat US Captain as a member and there is a code to get a discount on membership!

The annual membership is a fraction of the cost of even 1 tow if you do not have a membership!

Always stow your knives with the sharp edge against the side of the boat or facing away from everyone, so WHEN they slip on the fishy deck they don't fall against it and get a trip ending cut!

Talking about knives, I know that MOST of you have that old, rusty, dull bait knife on your boat. Before your next trip go to Harbor Freight and buy one of their CERAMIC blades to use for your bait knife. They are inexpensive, don't rust and stay sharp forever! Then you can give your old rusted piece of junk a burial at sea.

Boat Tips Continued

Remember the old "Grease Pencil" They still make them. You know, the type with the paper wound around it that you peeled off to "Sharpen" it.

I carry one of these on a lanyard at the helm of my boat. They are great for writing down GPS numbers that someone gives you or puts out in a call for help. Your dash is you pad, and you do not have to look for a pencil or paper to write on and miss the numbers or forget them. Just write right on you dash, window or anywhere and when you are through, the stuff wipes off without leaving any mess!

Got a hard SCUM line or oil line on your boat? Easy-Off oven cleaner will take it right off without harming your gel coat.

Keep your prop in good condition, it saves you gas, and if bent can harm your lower end. At least once a year take it off, make sure its edges are smooth and it isn't bent. Use a file or stone to make sure the edges are perfect and a cotton ball does not catch on the edge. Grease it back up and put it back on with a NEW cotter pin to lock it in place.

If you have any boating or fishing tips that you like, you can send them to me and I will share them with our members in the next issue of the Reel News.

I will also take any Seafood recipes for the fish that you catch you might want to share!

REMEMBER

When yo are going out and have room for one more, or need crew to help pay for gas, we have several members that do not have boats, and are always looking for someone to take their gas money!

Just either give me a call, text or E-mail
breenw@bellsouth.net.

904-254-2791

Or post it on the club's Dock Talk page. We will get you that extra person to fill out your crew!

FLOAT PLAN

I am sure you all remember Brian McCluney - Jacksonville Fire Rescue, and Justin Walker - Fairfax Fire Rescue, that we lost at sea a short time ago. The search went from cape Canaveral to way up Georgia! They did not leave a float plan.

Every one of us really should leave a float plan on the dash of our tow vehicle or with a reliable friend or relative that will call the USCG if they do not hear from us by a certain time.

Here is what I would like YOU to do.

Go to www.jaxfish.com and at the top of the page the 5th tab over is "FISHING INFO" go to it and then down to "LINKS" and over to "Fishing Links"

The very first link is JOSFC Courtesy Float Plan Generator. Click on it and print one out.

Now fill in the permanent information like you name, Boat name, contact info etc. the stuff that never changes.

Now make several copies of it! You are now set for leaving a quick and easy Float Plan every trip out! Just fill in the numbers and information on other people that are on-board and leave it on the dash of your vehicle. That is very little work, quick and easy, and CAN SAVE YOUR LIFE!

Don't say "Good Idea" and go do something else, DO IT NOW!

That should go right along with wearing your life jacket at least while underway, and giving your crew a safety tour of the boat before leaving the dock.

Remember to shop at our sponsors and support them as often as you can.

Also remember to pull out your JOSFC Membership card and ask if they give a club discount! They don't all do it, but it lets them know we are supporting them as a Club!



New Kill Switch Law

Boaters operating vessels under 26 feet long will be required to use an engine kill switch beginning this month, April 1, 2021.

The United States Coast Guard announced the new requirement after the law was passed by Congress.

Engine kill switches considerably prevent runaway boat incidents and the deadly threats they pose. An engine cut-off switch is usually a lanyard-style cord that attaches to the person operating the vessel. If a person were to accidentally fall out of the boat, the tension of the lanyard would immediately shut off the motor.

Wireless cut off switches have been developed and are also approved for use. These use an electronic fob that is carried by the driver and senses when it is submerged in water, and automatically shuts off the engine.



How about this . . .
**Wear one of
 these or
 DROWN!**



Loud Hailings

Bill Breen
 Newsletter
 Editor

I am looking for PICTURES of club members with local catches, to use in our newsletter. If you have a good photo PLEASE E-mail it or give it to me at a meeting. I will Scan it and return it to you undamaged. Don't forget to include a piece of paper with your name address, and the information on the catch, size or weight, and when. You can even include your numbers where caught, I won't tell anyone else, I promise! ;-)) Cross my heart and hope to catch your fish!











Just a reminder, ANYONE and everyone can submit something, a good story, joke, or you can also submit photos to be included in our Newsletter. Just get your article and or pictures to me by the 18th of the month, to be in the next months newsletter. Just hand me a copy at any meeting, or E-mail it to me at : breenw@bellsouth.net



























Gary Newman
INSURANCE
 Family Owned & Operated


- **Boat**
- **Auto**
- **Home**

67 E. Sailfish Dr. • Atlantic Beach, FL
241-0777

USCG Minimum Equipment Requirements for Recreational Vessels – 2012 Edition

Boat Length in Feet	Less than 16', canoes, kayaks	16' to 26' (8m)	26' to 39.4' (12m)	40' to 65'	65' to 165' (50m)
	Personal Flotation Devices	One Type I, II, III, or V per person. PFD's must be CG Approved, wearable by the intended user and readily accessible	One Type I, II, III, or V per person plus one Type IV throw able device. PFD's must be CG Approved, wearable by the intended user and readily accessible. The Type IV throw able device must be located such that it is immediately available.		
	Fire Extinguishers No fixed system	One B-I any type. Fire extinguishers required on any boat with enclosed fuel or engine spaces, enclosed living spaces, or permanent (not movable by one person) fuel tanks.	One B-II or two B-I	One B-II and one B-I or three B-I	One to eight B-II (Depends on weight) Plus additional requirements in machinery space - for detail specifics see 46CFR25-30.20
	With fixed system	No portables required	One B-I	Two B-I or one B-II	
	Visual Distress Signals on Coastal Waters	Night signals required when operating between sunset and sunrise.	Minimum of three day-use and three night-use or three day/night combination pyrotechnic devices. Non-pyrotechnic substitutes: 1 orange flag (day-use) and 1 electric S-O-S signal light (night-use)		
	Sound Producing Devices	Horn or whistle recommended to signal intentions or position. Under Rule 33 of the Navigation Rules, boats under 20m MUST have aboard a means of making an efficient sound.		Bell no longer required by Federal Regulations	One bell not less than 300mm for boats larger than 20m and one whistle or horn required to signal intentions or position.
	Backfire Flame Arrestors	One CG-Approved device on each carburetor of all gasoline-powered engines built after April 1940, except outboards. Arrestor should be kept clean to prevent contamination from propagating a flame.			
	Ventilation	CG-standard powered system required on gasoline-powered vessels with enclosed engine spaces built after 1 August 1980. Boats built earlier must have either natural or powered ventilation in the fuel tank compartment.			
	Navigation Lights Under power	Sidelights, stern light, masthead light. Boats 16' or longer must also have an 360° all-around white anchor light capable of being lit independently from the red/green/white running lights. Sailboats under power are considered powerboats and must follow "under power" rules.			
	Under sail	Sidelights and stern light. Boats under sail under 20m (65.6 feet) can substitute a tri-color light for separate sidelights and stern lights. Sailboats under power are considered powerboats and must follow "under power" rules.			
	Rowing	Sailboats and powerboats under 7m and under 7 knots can substitute a white lantern in place of the required lights.			
	At Anchor	All around white light visible for 2nm at night unless in a chart-designated anchorage.			
	Visibility range	1 nm side lights, 2 nm all others	3nm masthead, 2 nm all others	5nm masthead, 2nm all others	
	Pollution Regulations	"Honor system", no plaques required.	5" X 8" Oil Discharge placard and 4" X 9" MARPOL Trash placards. Vessels over 39.4' with a galley must have a Waste Management Plan.		
	Marine Sanitation Devices	Vessels with installed head facilities must have an operable CG-Certified Type I, II, or III Marine Sanitation Device (MSD). Any "Y" value for discharge overboard must be located in such a manner or affixed to prevent accidental discharge of untreated waste into water.			Type II or III MSD only.
	Navigation Rules	Familiarity with the rules is recommended but not required. Boaters should be familiar with the "Rules of the Road" for crossing and overtaking situations, as well as meeting other vessels head on.		Vessels 12m (39.4') or over are required to have a current copy of the USDOT USCG International - Inland Navigation Rules aboard.	

Sun	Mon	Tue	Wed	Thur	Fri	Sat
<h1>April</h1>				1 Club Meeting Easter egg hunt 	2 	3 
				4 	5 Board Meeting 	6 
11 	12 	13 	14 	15 Club Meeting 	16 	17 
18 	19 	20 	21 	22 	23 	24 
25 	26 	27 	28 	29 	30 	

The more  the better the fishing day - From the Moon / Tide/ tables.



- April 1st - Club Meeting & Kids Easter egg hunt.
- April 5th - Board Meeting
- April 10th - Club Tournaments - OS Unlimited Trolling - IS Shrimp Only
- April 15th - Club Meeting

May 1st - The Sailfish Pot Party



2021 Offshore Tournament Schedule

	Date	Make-up Date
Unlimited Trolling	April 10th	April 24th
May Trolling	May 15th	May 22nd
Junior Angler	June 19th	June 26th
Kingfish Tune-Up	July 10th	July 24th
Ladies Tourn.	August 7th	August 14th
Bottom Tourn.	Sept.4th	Sept. 11th

2021 Inshore Tournament Schedule

	Date	Make-up
Shrimp only	April 10th	April 24th
Redfish	May 15th	May 22nd
Junior Angler	June 19th	June 26th
Roulette	July 10th	July 24th
Ladies Tourn.	August 7th	August 14th
Flounder	Sept. 4th	Sept. 11th

JOSFC SPONSORS

Listed in alphabetical order.

- 1-800-Pack Rat • *121 Financial* • **Academy Sports** • *Angies Sub Shop* • AquaAcoustics •
- **B & M Bait and Tackle** • Brown's Creek Fish Camp • *Captain Dave Siplers Sport Fishing* •
- Consignment Boat Sales • *Costal Angler Magazine* • C-Turf Marine Decking • **Dandee Foods** •
- Duval Glass & Mirror • *Fish Florida* • **Fishing NOSARA** • *NOSARA Paradise Rentals* •
- Fusion Entertainment • **Gary Newman Insurance** • Gillz Performance Appral •
- *Gone Fishin' Show* • Great Atlantic Outfitters • **Hagan Costal Outfitters** •
- Hagerty Construction & Roofing • *Hardees* • Hook the Future • *In River or Ocean* •
- *Insurance Wagon* • Jacksonville Flower Market • *Julington Creek Carpet Care* • Knight Electric
- **Loretta Jewelry** • *Mark Feagle Watson Reality* • Morningstar Marina at Mayport •
- *Mousa's Auto & Marine Interiors* • Murphy Communications • *Ocean Waves Sunglasses* • Onyx
- Paradise Resort Beleze • **Pepsi Bottling Group** • Precision Point Marine • *Sailfish Construction*
- Sea Dancer Charters • *Sea Tow* • Skate Station • *Solomon's RV & Boat Storage* •
- Still Just Fishing Show • **Strike Zone Fishing** • Styles Smith Plumbing • *The Outdoors Show*
- Tow Boat US of Jacksonville • *United Rentals of N.E. Florida* • Vic2fish & Adventures Inc.
- *Website Solutions* • *XtremeWings* •

SUPPORT OUR SPONSORS! THEY SUPPORT US AND FISHING!



Jacksonville Offshore
Sport Fishing Club
3948 3rd St. South #232
Jacksonville Beach, Fl 32250

