



The Newsletter of the . . .

The Reel News



Serving the Northeast Florida Fishing Community Since 1959

Volume 61 Issue 3

March 2021



February 27th - Saturday - Club Cleanup day 8:00 AM

March 4th - Thursday - Club Meeting and Bucket Stuffing


March 5th - Friday - Setup day at the site. 11:00 AM

March 6th - Saturday - The Tournament
6:00 AM - Re-setup the site for the Awards & Raffle 12:00 Noon.

March 7th - Sunday, Final cleanup and put stuff away so the building can be used by anyone Monday. 0900 AM

THE EL CHEAPO IS HERE!

March 6th is the Tournament, and WE, You and I are the people that are going to put on the biggest fishing Tournament in Florida! Not some professional crew, or an entire crew that has been working on it for all year, but you and I. Rob Darner has it all organized and knows what has to happen, but we do the work! And it is actually fun to work it!



PRESIDENTS CAST NET CAPTAIN

Robert Vermillion

Sheepshead, Sheepshead, Sheepshead. The EL cheapo is March 6th there's a lot of work to be done to pull it off, if you want to be a part of the biggest sheepshead tournament get ahold of Rob Darner. We could use the help.

Feb, meetings Tom Ruggles won the chili cook off. we had a lot of good chili, Thanks to

everyone who brought some out.

Dustin Girard put on a Sheepshead seminar, so we want to thank him for his knowledge and his time. Vic Tyson was at the Feb 18th meeting we also want to thank him he does a GREAT seminar Thanks Vic!!!

Continued Page 3



The Sailfish Pot Party

This male only party to honor the first catch of a Sailfish each year after the party is usually held in April. However because of this Covid stuff last year it was postponed to this year. As we are still stuck with the Covid restrictions, the date has yet to be set, the only thing that we know for sure is it will not be in April.

Tim Altman, the fine gentleman that a couple years ago had the honor of winning the pot, said that he is looking at trying to put it on this year some time in May. He has not set a date and is waiting on seeing how the restrictions are going at the end of April and will then set a date for, hopefully May.



The Reel News is published monthly by the Jacksonville Offshore Sport Fishing Club (JOSFC). All rights reserved.

Officers:

President Robert Vermillion
 Vice President.....Derek Siegel
 Secretary Jamie Underwood
 Treasurer Tom Cavin

Board of Directors & Special Staff:

Tom Darga - Tournament Director
 Co-Mayan Skenes - Awards & Events
 Co-Mark Aley - Awards & Events
 Darrin Willingham - Fishing Director
 Stacie Schwab - Membership
 Lee Bowman - Media Director
 Co-Bill Pollackov - Hospitality Director
 Co-Drew Paterson - Hospitality Director
 George Hunsinger - Speaker Director
 Tom Ruggles - Advisor to the Board
 Newsletter Editor / Website ... Bill Breen
 Marine Radio.... Mike Murphy

©Copyright 2021



NEW FLOUNDER

REGULATIONS ARE EFFECTIVE MARCH 1

Starting March 1, the following changes will go into effect for flounder:

- Extending ALL Florida Fish and Wildlife Conservation Commission(FWC) flounder regulations into federal waters.
- Increasing the minimum size limit from 12 inches to 14 inches total length (recreational and commercial).
- Reducing the recreational daily bag limit from 10 to five fish per person.
- Establishing an Oct. 15 through Nov. 30 recreational closed season.
- For commercial harvesters using allowable gear: Establishing a commercial trip and vessel limit of 150 fish from Dec. 1 - Oct. 14, and 50 fish from Oct. 15 - Nov. 30.
- Modifying the incidental bycatch limit for commercial harvesters using non-allowable gear from 50 pounds/trip to 50 fish/trip.
- Creating a federal waters trawl bycatch limit of 150 fish/trip from Dec. 1 - Oct. 14, and 50 fish/trip from Oct. 15 - Nov. 30.

The Commission approved these changes at its December 2020 meeting because a stock status update suggested that the flounder fishery statewide has been in a general declining trend and is likely overfished and undergoing overfishing on the Atlantic coast of Florida. Other south Atlantic and Gulf states have also reported declines in flounder populations and have been making their own regulation changes.

Learn more about flounder regulations at MyFWC.com/Marine.

Presidents Message Continued

The club clean up will be on Feb 27th at 8:00 AM come on out lend a hand. We had to move the Sheepshead tournament to Feb 20th due to weather. Make sure you singe up for the club tournaments they are fun and easy to win, let's try to make the Captain of the year tournaments fun and competitive. I want to thank the board for all their hard work. Let's keep it up.

So, what's up with the Fishing. on the Wahoo front, Vamoose landed a 101# Wahoo big fish!! A lot of boats with great catches I would say that Wahoo season is in full swing. Black fin tuna should be around. My go to is a cedar plug. Sailfish will be around the reefs rig a naked Ballyhoo 100# mono pull around 8kn with a teaser in front. **On the bottom Grouper are closed** look for Porgy, B-liner and Trigger around 120ft and out I like to use a double hook rig. Sea Bass will be available if you don't want to run far offshore.

Inshore. Redfish should be good on the falling tide, at the rock's Trout on a float rig with a shrimp or jig. Sheepshead use a jig and fiddler crab or clam. Black Drum will be in deep water at the end of the rocks $\frac{1}{4}$ blue crab on a fish finder rig or 3-way swivel make sure it on the bottom. Watch the weather Be Safe. Singe up for the club tournaments see you on the water.

Tight lines
CAPT. Rob

Remember to shop at our sponsors and support them as often as you can.

Also remember to pull out your JOSFC Membership card and ask if they give a club discount! They don't all do it, but it lets them know we are supporting them as a Club!

Gary Newman
INSURANCE

Family Owned & Operated

- **Boat**
- **Auto**
- **Home**

67 E. Sailfish Dr. • Atlantic Beach, FL
241-0777

This months knot is one that I use a lot for bottom fishing. In my "HOW TO (Maybe) CATCH FISH" article else where in this Reel News, This is what I like to use.

The Dropper Loop

I am going to describe how to tie this so read it carefully. This is a Mono or Fluorocarbon knot.

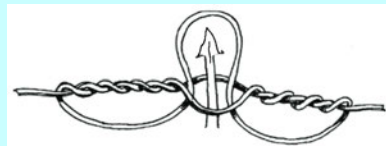
First make a big loop in your line, about 4" to 5" in diameter.

Wrap the tag end of your line around through the loop 7 times.

Now you will have your loop with the 7 twist on one side. In the center of the loops, 3 from each end, separate the lines to make an opening in the middle.

Take the opposite side of the loop and pull it through the opening as far as it will go.

Wet, lubricate, spit on the lines and pull the two ends tight.





OK, it is time to talk about Safety again!

Lets start with your next fishing trip. I am assuming that you have your boat in good condition, good hoses, clamps, drain plug, everything recently checked.

FIRST thing, fill out your FLOAT PLAN! (www.jaxfish.com - "Fishing Info" - "Links" - "JOSFC Courtesy Float Plan". Great idea, DOWNLOAD that file, fill out all the information that does not change, then SCAN it and print out several copies for future use!)

NOW, lets assume that you ARE going to capsize or sink! Are you ready for this emergency? Is your DITCH BAG up to date with current flares? A hand held VHF radio (Its batteries charged or fresh?) a PLB (Personal Locator Beacon.) Isn't your and your crews life worth about \$200? Some water for a day or two?

You should refer to the January 2020 Reel News (There are **14 YEARS** of the REEL NEWS at www.jaxfish.com - "General Info" - "Reel News Newsletter" for you to read or go back to find an article.) The January issue has a whole list of recommended and suggested things to have in your ditch bag.

HAVE YOUR DITCH BAG ON DECK SO IT IS AVAILABLE IN AN INSTANT AND NOT LOCKED BELOW DECK WHEN THE BOAT TURNS TURTLE SUDDENLY!

Everyone has a life jacket either on or right at hand, NOT zipped in a bag attached to the 'T' top.

Remember you really should wear your life jackets AT LEAST WHILE THE BOAT IS UNDERWAY!

Before you left the dock you did give your crew the Safety Tour, right? You made sure that EVERYONE knew how to operate the boat, reconnect the kill switch if you go down or it gets pulled, start the engine, work the radio and change channel to channel 16. (Emergency channel) to read the GPS and give your location, what is in the Ditch Bag and to make sure it goes with everyone if the boat goes down.

Lets talk about a First Aid kit. Have a small one in the ditch bag, but I also recommend putting a complete one together in one of these Orange plastic water proof Ammo Boxes you can get at most of the outdoor stores.

You should always cary a good First Aid kit as you are fishing, include a good heavy duty pair of wire or bolt cutters, sturdy enough to cut **the heaviest fish hooks you use or have on board**. Don't just get a little plastic Walmart First Aid Kit, you need to assemble a good kit. Just think of some of the injuries you could see.

Cuts down to the bone, hooks through the hand, broken bones from falls on a slippery deck. Kingfish, Wahoo, Barracuda, Sharks and all kinds of fish here have a mouth FULL of big sharp teeth! (That is why on my boat I don't recommend sandals, flip flops or bare feet.)

You need plenty of gauze pads, Gauze wraps, Anti-biotic spray, cream, and something to wash the wound with like fresh water or a sterile saline wash.

A friend that is a Doctor said he does not like Hydrogen Peroxide as while it does sterilize the wound and area it also actually kills some of your cells on the exposed surface of the wound and delays healing and makes bigger scars.

Here is something you would not think of for a first aid kit, but how about a roll of good

Safety Continued

cloth backed Duct Tape? It is good for temporary splints as well making a waterproof wraps over wounds and lots of other temporary repairs around the boat.

How about an Eye Wash? People do get suntan spray or lotion in their eyes and who knows what else.

Do you carry a couple of those Emergency Blankets to use in case someone needs to get warm or to prevent shock?

Ok, don't forget the little stuff like band-aids for little cuts, Aspirin (The quick dissolve powder in case of heart attack. Also some Tylenol or Motrin for those people that can't take Aspirin. Sunscreen for those fools that forget theirs! There are a couple out there that can be applied while the person is wet.



Loud Hailings

Bill Breen
Newsletter
Editor

I am looking for PICTURES of club members with local catches, to use in our newsletter. If you have a good photo PLEASE E-mail it or give it to me at a meeting. I will Scan it and return it to you undamaged. Don't forget to include a piece of paper with your name address, and the information on the catch, size or weight, and when. You can even include your numbers where caught, I won't tell anyone else, I promise! ;-) Cross my heart and hope to catch your fish!

Just a reminder, ANYONE and everyone can submit something, a good story, joke, or you can also submit photos to be included in our Newsletter. Just get your article and or pictures to me by the 18th of the month, to be in the next months newsletter. Just hand me a copy at any meeting, or E-mail it to me at : breenw@bellsouth.net

HOW TO (Maybe) CATCH FISH

Here is what I learned from a charter Captain over 50 years ago, and has been my standard as it always made sense to me. Oh, it also works well!

For starters I like to use the kevlar type braids for my main line. They are super thin for their test weight and stronger than steel! On my Pen 30 wides Lever drags I can spool 700 yards of 80 pound test SpiderWire blue Big Water Braid! I use the same rod & reel combo for both bottom fishing and trolling.

I tie a high quality snap swivel to the end of my braid, and then use a mono or fluorocarbon leader for my hooks and weight.

I set my drag to about half the breaking weight of my leader and like to be able to bring it up to $\frac{3}{4}$ of the breaking strength if necessary with the lever drag.

I always use a lighter leader so that when (Not if, but WHEN.) I snag the bottom with either my hook or weight, I don't lose any of my main line.

Now here is the nice part, I have a "RIG" bag with several leaders already tied up with a swivel at the top to hook to my main line's snap swivel, then either 1 or 2 dropper loops (Hint, Space your dropper loops far enough apart that the hooks do not catch each other instead of

Continued Page 6

*Life Jackets,
Yeah, I know you
don't wear one
most of the time,
but maybe you
should consider*

*wearing one at least
while the boat
is underway!
Did you buy
that extra
5Lb Fire
Extinguisher*



How to Continued

sitting out there for the fish.) and another snap swivel at the bottom so I can hook whatever weight I need on the end of the line.

You can attach your hook directly to the Dropper Loop or if you are using live bait put your hook on a 1' or 2' leader that is attached to the dropper loop.

I like to use BIG jig heads (6 oz) with a big chunk of bait on it for my bottom weight. Just in case that big fish comes along.

I also will use the "Fish Finder" setup with some standard additions to it over the original setup.

The "Fish Finder" is a leader at the end of my main line (Same as above.) but you have a sliding weight on the swivel and a single hook at the end of the line.

Here are some hints to improve your setup and make changes quicker.

Often you will find that the current suddenly picks up and you need a heavier weight to stay on the bottom. Use a weight slider (A tube that fits over your line with a snap on the side of the tube.) This makes it quick and easy to change your weight.



I always like to put a bead above the slider, and about 2' below that where I put another swivel and then my terminal leader (another 2') with the hook on the end. The beads keep the slider from hitting the knot and fraying or cutting it. I try to use beads that are big enough to fit snugly over the knot so it is a stop for the slider.

The idea of the Fish Finder rig is that you bait is floating or swimming out there freely and the big fish can pick it up with out feeling the weight, so they will swallow your bait and the circle hook then pulls out to the corner of it mouth and gets hooked better.

One last thing I learned here (The hard way.) when you are trolling near shore when the Spanish mackerel are running, use BLACK swivels, the silver ones get hit by the Spanish and cut off quick as you can get them in the water!

Here is some info you can use if you are fishing the El Cheapo!



AS you know we have tides that run about 4.5 feet from low to high. (Don't get stranded on a sandbar by going up a creek on the outgoing tide!) and the tides run in a cycle that has a High tide that is higher and a high tide that is lower, the same for the lows, one is lower than the other low tide.

Well for the El Cheapo, March 6th at the Mayport Pilots dock we have high LOW TIDE of .14 feet at 8:28 AM and it will be an INCOMING tide to a low HIGH TIDE of 3.79 feet at 2:38 PM.

Also do NOT FORGET that you must be IN THE LINE for weigh-in no later than 4:00 PM (Not running up from the dock, but standing in line!)

































Another reminder to everyone, IF you are fishing offshore (Anytime, not just for the tournament.) you must have a "State Reef Fish Angler" permit added to your license. IT is FREE!



Just go to:

GoOutdoorsFlorida.com

- FishlHunt Florida mobile app
- 1-888-FISHFLORIDA (347-4356)
- Tackle shops, sporting goods stores, and tax collectors offices.



Sun	Mon	Tue	Wed	Thur	Fri	Sat
	1 Board Meeting 	2 	3 	4 Club Meeting 	5 	6 The El Cheapo Tournament 
7 	8 	9 	10 	11 	12 	13 
14 	15 	16 	17 	18 Club Meeting. 	19 	20 Club Tournaments OS= Non-Live IS= River 
21 	22 	23 	24 	25 	26 	27 
28 	29 	30 	31 	<h1>March</h1>		

 The more little fish the better the fishing day - From Sol-Lunar Tables 



March Events

- February 27th - Club Clean up Day 8:00 AM
- March 1st - Board Meeting
- March 4th - Club Meeting / Bucket Stuffing 6:00 PM
- March 5th - Setup day for the Registration and Bucket pickup
- March 6th - THE EL CHEAPO TOURNAMENT
- March 7th - Final Clean-Up of Club
- March 20th Club Tournament OS= Non-Live IS= River



2021 Offshore Tournament Schedule

2021 Inshore Tournament Schedule

	Date	Make-up Date		Date	Make-up
Offshore Non-live	March 20th	March 27th		March 20th	March
Unlimited Trolling	April 10th	April 24th			
May Trolling	May 15th	May 22nd		April 10th	April 24th
Junior Angler		June 19th		May 15th	May 22nd
26th		June		June 19th	June
Kingfish Tune-Up	July 10th	July 24th			
Ladies Tourn.		August 7th		July 10th	July 24th
		August			

JOSFC SPONSORS

Listed in alphabetical order.

- 1-800-Pack Rat • *121 Financial* • **Academy Sports** • *Angies Sub Shop* • AquaAcoustics •
- **B & M Bait and Tackle** • Brown's Creek Fish Camp • *Captain Dave Siplers Sport Fishing* •
- Consignment Boat Sales • *Costal Angler Magazine* • C-Turf Marine Decking • **Dandee Foods** •
- Duval Glass & Mirror • *Fish Florida* • **Fishing NOSARA** • *NOSARA Paradise Rentals* •
- Fusion Entertainment • **Gary Newman Insurance** • Gillz Performance Appral •
- *Gone Fishin' Show* • Great Atlantic Outfitters • **Hagan Costal Outfitters** •
- Hagerty Construction & Roofing • *Hardees* • Hook the Future • *In River or Ocean* •
- *Insurance Wagon* • Jacksonville Flower Market • *Julington Creek Carpet Care* • Knight Electric
- **Loretta Jewelry** • *Mark Feagle Watson Reality* • Morningstar Marina at Mayport •
- *Mousa's Auto & Marine Interiors* • Murphy Communications • *Ocean Waves Sunglasses* • Onyx
- Paradise Resort Beleze • **Pepsi Bottling Group** • Precision Point Marine • *Sailfish Construction*
- Sea Dancer Charters • *Sea Tow* • Skate Station • *Solomon's RV & Boat Storage* •
- Still Just Fishing Show • **Strike Zone Fishing** • Styles Smith Plumbing • *The Outdoors Show*
- Tow Boat US of Jacksonville • *United Rentals of N.E. Florida* • Vic2fish & Adventures Inc.
- *Website Solutions* • *XtremeWings* •

SUPPORT OUR SPONSORS! THEY SUPPORT US AND FISHING!



Jacksonville Offshore
Sport Fishing Club
3948 3rd St. South #232
Jacksonville Beach, Fl 32250

