



The Reel News

The Newsletter of the . . .



Serving the Northeast Florida Fishing Community Since 1959

Volume 60 Issue 9

September 2020



PRESIDENTS CAST NET

Tom Ruggles

September has arrived and the meeting drought continues. Fortunately the summer tournaments have been able to go on. We just have one left to decide our Captains of the Year. September 12th brings the Bottom Tournament offshore and the Flounder Tournament inshore. I'm pretty sure that Jack has tied up the offshore title for back-to-back years, but the inshore title is up for grabs.

With respect to meetings, the clubhouse remains limited to half capacity and 6' distances, so that keeps us around a 25 person max. And August afternoons have been pretty hot and wet making outdoor meetings impractical at best. Hopefully September will bring less rain.

September also means that it's time for 2021 JOSFC Board nominations! There are a LOT of positions opening up this year so please give serious thought to

Continues page 6



Marlin!

On Monday Jim Maedel and Otto Jelinek ventured offshore St Augustine on Jim's Contender 25T SMOKIN REELS, winner of the 2020 Kingbuster. We joked that we would probably hook a monster since we only had light 30# tackle on board. Lake Atlantic was calm, so we ran to the ledge and started trolling lures. We had a double hit on the shotgun cedar plug that had sailfish slash marks. We continued trolling to 1100' and had a 50 yard run off on the right flat.

We reset the lure and the left flat went off and stripped half a spool of line. Otto angled as I drove and cleared lines. Otto speculated that it was a large wahoo, but then she jumped and it was a large **Blue Marlin!**

Game on... She took five long hard runs and took us over three miles. After 40 minutes and a final mile chase she slowed and was off our flank. I kept the boat at the same speed and parallel to the powerful marlin as Otto cranked hard to close the distance. When it was

Continues page 2

Marlin Continued

close, I put on my gloves, grabbed the the leader and tried to ease her to the boat. She went wild, signing the side of the boat with a large bill arch from gunnel to waterline. We cut the leader to set her free and thanked her for the adventure as she swam away.

We stopped at the ledge on the way back and caught our limit of porgies and vermillion snapper for dinner.



The Reel News is published monthly by the Jacksonville Offshore Sport Fishing Club (JOSFC). All rights reserved.

Officers:

President Tom Ruggles
 Vice President.....Derek Siegel
 SecretaryJamie Underwood
 Treasurer Steve Guthrie

Board of Directors & Special Staff:

Patti Daniels - Hospitality Director
 Tom Darga - Tournament Director
 Cassi Washington - Awards & Events
 Bill Breen - Website & Newsletter
 Hal Hanna - Co-fishing Director
 Greg Wallace - Co-Fishing Director
 Terri Breen - Membership
 Trina Polkey - Media Director
 James Carter - Speaker Director

Gary Newman
INSURANCE
 Family Owned & Operated

- Boat
- Auto
- Home

67 E. Sailfish Dr. • Atlantic Beach, FL
241-0777

**I KNOW THAT NO ONE IN THIS CLUB NEEDS THIS.
 BUT JUST IN CASE YOU KNOW SOMEONE WHO DOES.
 PASS IT ON!**

Don't be a Ramp Hog!

**BOAT PRE-LAUNCH IN PARKING AREA
 OR READY LANE (NOT blocking the
 ramp):**

- Remove tie-downs.
- Remove engine support.
- Disconnect trailer wiring from tow vehicle.
- Load and stow gear to be carried on board.
- Check all boat systems: engine, bilge pump, lights and horn, etc.
- **If equipped, turn on the engine compartment blower.**
- Make ready all dock lines, fenders and boat hook.
- And, last, **DO NOT FORGET TO INSTALL THE DRAIN PLUG.**
-

Retrieve your boat: Put your boat on the Trailer, secure the Bow hook and Clear the ramp and then reverse the above.

Be courteous to other Boaters.



Your Club is 61 years old, a legacy club for our kids!

If you want it to continue, YOU are going to need to step up! Due to our By-Laws, most of the Board of Directors will not be allowed to run for the Board next year!

ONLY one (1) can return, and as I write this we don't know if he will be back next year yet. There are SEVEN (7) positions we need to fill on the Board, and Tom Ruggles our President will not be able to return next year.

Here are some details:

Only anyone that has been on the Board of Directors may run for President.

Anyone, That is from a brand new member of 1 day, or long time member may run for Vice President, Secretary, or Treasurer, or the Board.

You run to be ON the Board, not a specific position, the President gets to APPOINT the Board Members to the position he feels you will work out best at.

That is not to say that you can't let the President know what position you want or feel you can be of the most benefit to your club.

There are a couple positions that will be VERY easy, like "Website Director". I will still do most of that work, but YOU would be above me and YOU would be the voting member, I would just work at your direction.

Same for Membership, while currently my wife holds that position, I do most of that work on the website, so you would just have to be at the meetings to take the memberships and money, and I will then do the Computer work of maintaining and entering them to our membership list.

There really is not a lot of work for most of the positions, and it is a lot of fun.

SO . . . Seriously please consider running to be on the Board or an Officer for your club so we can continue to be a resource for the fishing community of Jacksonville, and a great place for new boaters to come learn to boat safely and fish here off Jacksonville!



Shrimping in the St.Johns River is good through October!

It really is simple to go out and catch a few pounds of shrimp. All you need is a Cast Net (More on that later.) an ice chest or 5 gal Bucket with some ice to keep them fresh, and I recommend a tub or basket to empty the net into. While it **IS** fun to get down on your knees and chase a dozen shrimp around the bottom of the boat, it is easier with a tub to dump them out of the net into. The Tub also makes it easier to cull the small shrimp and other things like little stingrays and fish that you don't want. I got a rubber tub that is about 14 inches deep and 20 inches in diameter. I then drilled a bunch of $\frac{1}{8}$ " holes around the bottom edges to let the water drain out as dumping the net and shrimp into it does put about an inch of water in it. (That makes it easier to sort the shrimp.)

I also recommend using some shrimp pellets or make your own fish meal into patties or balls to bait the area you are shrimping once you locate the shrimp. I usually use about 5 or 10 pounds per trip. I break it into 5 pound bags and once I locate the shrimp, I use about half a 5 Lb bag on each side of the boat. A 25 Lb bag is only about \$11.00

you can buy the shrimp pellets at:

Standard Feed Company

1236 Kings Road

Jacksonville, Fl. 32204

904-355-5575

Now let us get back to that Cast Net. First you have to know how to THROW a Cast Net. Here is the method that I like the best as it is easy to learn and use:

Shrimping Continues

<http://www.madnesscharters.com/portfolio-view/easiest-way-to-throw-a-castnet/>

Now that you have mastered that, what size mesh, weight and diameter net to use.

For Shrimping, a TAPED net is a **MUST**! The taped nets can be bought already taped or you can tape your own net. The way I have taped my nets is with standard (Cloth backed, the better quality.) Duct tape. Run a strip of it about 3 to 4 inches up from the weights, all the way around the circumference of your net, (**UNDER** your riser lines.) and then put another band on the other side of the net over the first layer. (Sticky side to sticky side with the net in between.)

I recommend using only a 5' foot or 6' foot diameter net. They are easier to throw, especially from a crowded boat, and a taped 6' (12' diameter) net will cover about 8' or more of the bottom in 20' of water where an 8' (16' diameter) net will cover about 3' of bottom with out the tape! Watch this Video Tom Ruggles found for us, to see the difference:

https://www.youtube.com/watch?v=8Z1m6qoYjV8&feature=youtu.be&fbclid=IwAR01OV91EeaAOf9Jzv1fcdkKh4MCCLK8X7iFY_n5ggLWxvVCE2WMH6DaDuQ

You will also want to add some line to your net so you can work in deeper water. If you are in 30 feet of water, you will want about 40 feet of line (Total length.) so if there is a current the net will have enough line to reach the bottom as it drifts down current.

I also recommend **NOT** using the loop on the end of the line to put around your wrist. I use a large rubber band about 1" wide and about 10" or 12" in circumference to put around your wrist, with your line tied to it. Why you ask?

I have seen video of people being almost pulled in when they accidentally netted a large Ray or fish. The rubber band will stretch and pull off your wrist, so you don't get pulled overboard or off the dock or rocks. You can find them by doing a search on-line. Mesh size is

usually about 3/8th of an inch, but some people recommend a big mesh so little shrimp can get out, but with the tub, they are easy to cull and throw back, so it doesn't make much difference. The weight should be about 1 pound per foot. Heaver just makes it more work to throw.

One last thing to know is that you **MUST** give the net plenty of time to sink all the way to the bottom. Watch how slow it sinks in the above video.

When you pull your net in, do so **SLOWLY** until you get it off the bottom. Give the weights time to drag on the bottom to the center before you lift it up. (You catch more Shrimp that way.)

The current rules are 1 - 5 gallon Bucket per **BOAT**. However if you are fishing from a dock or shore with friends, you each may have a 5 gal bucket. 1 - 5 gallon bucket per person.

Now what to do with those mouth watering morsels once you have them.

The first thing I do with them is to **HEAD** the shrimp. Just twist the head off, and put the heads in a big ziplock bag to use later for chum out in the ocean! They work great!

I then de-vane and shell them. That is easy if you use that little plastic long curved tool you can pick up at any supermarket. Just push the curved point into the vein in the center of the body until it comes out the tail. Now quickly shove the shrimp all the way back toward the handle. That will split the shell and back to the vein so you can just peel off the shell and rinse the vein out.

I like to do a dozen or two of them while I am waiting for a pot of water with a hand full of salt in it to boil. Once it is boiling, throw about 4 or 5 of your cleaned shrimp in at a time and have something to scoop them out after **2 to 3 Minutes**. They will be cooked perfectly and ready to eat, They are like candy! I then munch on these while I clean the rest of my cooler full of shrimp.

Shrimping Continued

Now for what to do with the rest of your cleaned shrimp.

Terri's Coconut Shrimp

Take as many shrimp as you think you can eat, and soak them in a bowl that is full of **"Coffee Mate" Coconut Creamer**. Place a dish or something on them to make sure all of them are submerged. Soak about 1 hour.

Next get a package of McCormick Golden Dip Tempura Seafood Batter Mix and **ADD 2 Table spoons of Coconut Flower** to the dry batter mix and mix it well. Now use $\frac{3}{4}$ Cup of fresh **COLD Coconut Creamer** to mix the batter until it is slightly stiff but smooth. Use more creamer if necessary.

Have your oil at 375° and then dip each shrimp in the batter and shake off the excess, now, a few at a time, **SLOWLY LOWER** the shrimp into the oil and cook until a golden brown. (Don't **OVER** Cook your seafood!)

Now you can go get more shrimp to cook as you will find they are so good you want **MORE!**

No Meetings, BUT we are still functioning as the best fishing club in Florida!

Even without our meetings, we have still been working as a **FISHING CLUB!**

In June we held the Junior Angler Tournament, July was the Kingfish Tune-Up Tournament, and then we were well represented at the GJKT Tournament both as workers and fisherpeople, of all ages and in August we held the Club's Ladies Tournament Ladies Tournament!



Sebastin Claus & Derek Seigel in Jr. Angler Tournament



Sue Seigel with her winning fish from the Ladies Tournament. A slow day but fun!



Amelia Seigel placed 72nd in the GJKT Junior Angler division in July!



Again Safety thoughts for you!

I have said this several times, but I will be repeating this as long as I am doing this:

"There are only two (2) things I am afraid of while on the water Fire and Lightning!"

Fire, Make sure that you have a current fire extinguisher or 2 of sufficient size to actually put out a fire! That little one that came with your boat is WAY too small! IF you have an Inboard engine, make sure you have a "Fire Port" in it so you don't have to lift the hatch to use your extinguisher!

Lightning, RUN! Get as far away as you can. The rule of thumb is if you can see the flash and hear the Thunder you are too close! For every 5 seconds between the flash and thunder equals 1 mile from it.

IF you can, head for shore like Derek did in the above photo when you see a storm coming!



Wear these!
They don't work
in the cabin!



PLEASE at least wear one
while your boat is underway!

Cast Net Continued

running this year. While it sounds like work, it's generally pretty fun. It's so fun, in fact, that the reason that a bunch of the positions are opening up is that the people who are currently in them have reached their term limits. If you are interested, make sure somebody knows so we are sure that you get nominated. And if you don't come you still may get nominated!

The plan for the September 3rd meeting is to hold it rain or shine (within reason) so that we can hold the nomination meeting. If you have a pop up shelter, please bring it so you can stay dry if necessary.

We are also thinking ahead to the banquet. Things are sure to be a little different this year, but we aren't sure how just yet. This could mean limiting capacity and/or having to reserve tickets ahead of time. Please stay tuned.

Tight lines,
Tom

YOUR FLOAT PLAN


What you didn't take the time to fill it out?!!!

This is an ORDER, or Bananas on your boat!

Go to this URL:

<https://jaxfish.com/wp-content/uploads/2020/03/JOSFC-Courtsey-Float-Plan.pdf>

Click on it and print it out. THEN, Fill out your permanent information that does not change for every trip, NOW, make several COPIES of it so all you have to do is fill in the new info like crew and destinations and then leave it on the dash of your tow vehicle when you go out! A simple life saving little bit of work!

Sun	Mon	Tue	Wed	Thur	Fri	Sat
		1	2	3 Club Meeting Board Nominations	4	5
6	7 Board Meeting	8	9	10	11	12 Offshore The Bottom / Inshore Flounder Tournaments
13	14	15	16	17 Club Meeting	18	19
20	21	22	23	24	25	26
27	28	29	30	September		



COMING EVENTS:

September 3rd - Club Meeting. Nominations of Officers & Board


September 7th - Board Meeting.



September 12th - Bottom & Flounder Tournaments

September 17th - Club Meeting - Candidates Speech Night.

October 17th - ANNUAL AWARDS BANQUET

EL CHEAPO 2021 - February 27, 2021



Month - Offshore -  Inshore - Date - Weather Date
Sept.- Bottom -  Flounder - 9/1220 - 9/19/20

JOSFC SPONSORS

Listed in alphabetical order.

1-800-Pack Rat • Academy Sports • Advantage Signs • All Aluminum Concepts • Angies Sub Shop • Atlantic Engraving & Graphics • Avid Angler • B & M Bait and Tackle • Bait Shack • Boattronics.net • Bowen Upholstery • **Brown's Creek Fish Camp** • Captain Dave Siplers Sport Fishing • **Carolina Skiff** • Costal Angler Magazine • College hunks Hauling & Junk Moving • Consignment Boat Sales • Copperhead Metal Arts • Custom Marine Components • **Dandee Foods** • **Dell Marine** • Drop Hook Charters • First Coast Satellite • Fish Florida • Fish Hunter Charters • Fish On • Fishing Connection • Florida Guides Association • Florida Sportsman Live • **Gary Newman Insurance** • Gone Fishin' Show • Great Atlantic Outfitters • Greater Jacksonville Kingfish Tournament • Hagerty Construction & Roofing • Hardees • Hope Fishing Adventures • Hunting & Fishing Depot • In River or Ocean • Island Electric of the First Coast LLC • **Jacksonville Flower Market** • **Julington Creek Carpet Care** • Knight Electric • Kona Skate Park • Lambs Yacht Center • Liberty Outdoors US • **Magic Tilt Trailers** • Morningstar Marina at Mayport • Mousa's Auto & Marine Interiors • Murphy Communications • NOSARA Paradise • NOSARA Paradise Rentals • **Ocean Waves**

SUPPORT OUR SPONSORS! THEY SUPPORT US AND FISHING!



Jacksonville Offshore
Sport Fishing Club
3948 3rd St. South #232
Jacksonville Beach, FL 32250

