



The Reel News

The Newsletter of the . . .



Serving the Northeast Florida Fishing Community Since 1959

Volume 60 Issue 6

June 2020



PRESIDENTS CAST NET *Tom Ruggles*

Welcome to June. Or, in 2020-speak, Fourth March. If you can remember back that far, at our last meeting we were stuffing buckets for the El Cheapo tournament.

Fast forward a few months to May. With the loosening of restrictions we were ready to start our tournaments back up. Then, not to be outdone, Mother Nature stepped in and gave us back-to-back small craft warning weekends, complete with an earlier than normal tropical storm off of our coast. So, another offshore tournament postponement and cancellation followed.

On the brighter side, there are two brighter sides. First, we had 8 captains brave the winds and the whitecaps for the inshore tournament. They didn't catch a heck of a lot, but it was nice to see them get out there and put in the effort.

And the second bright side? Given the third offshore cancellation, the Offshore Captain of the Year title is still totally up for grabs for EVERYBODY. The current leader has only 19 points. Even if you haven't fished any of the tournaments yet, you are still in the race! There is no excuse, get out there.

The next tournament is on June 6th with June 13th as the weather date. For both Offshore and Inshore Captain of the Year, it will be the Junior Anglers Tournament. This is an automatic 10 points towards COY. The goal is to get more kids out there fishing. Bring your own or borrow someone else's if you have to (with permission, of course).

Unless you want us to send Derek to your house for a private reading, you'll have to check out the rules for yourself online - <https://jaxfish.com/tournaments/rules/>. Just look for, "Junior Angler Tournament." The weigh in for this one is EARLY - from 1pm to 3pm - to better accommodate families with kids who do not typically last the whole day.

We are still waiting to hear when we get the thumbs up to meet again in person, especially keeping in mind that many of our members are at greater risk and that the clubhouse is actually a city owned building. It is safe to say that we **WILL NOT BE HAVING THE PAST PRESIDENTS MEETING AS SCHEDULED**. We will discuss possible future alternate dates at the next Board meeting. Continue to stay tuned. When we do start up again the first few meetings may be a little unorthodox, but we will do what we can and in the best interest of our members.

Stay safe and tight lines.

Tom

Important **MEMBER**
information on Page 5

The Sailfish Pot Party has been POSTPONED

until April 2021



Fish Weight Formula:

Now for those of us without a good scale, how to tell, approximately, the weight of that big fish.

This formula works for most pelagic fish like Kings, Cobia, Sails, Wahoo etc.

Girth in inches Squared, Times Length in inches
Divided by 800 = Weight in Pounds.

G2 X L divided by 800 = Weight in Lbs

For bottom fish use:

Length in inches Squared times Girth in inches
divided by 1200

L2 X G divided by 1200 = Weight in Lbs

Time You Can Use

Sound travels at a known speed, so you can tell how far off an object is by timing the echo. Every second of delay equals 375 yards.

For every 5 seconds between you seeing the flash of lightning and hearing the thunder you are approx. 1 mile from that lightning.

The average time for a fire extinguisher to completely discharge is 12 seconds. Get as close as you can before discharging yours! Aim at the BASE of the fire and work up. You should carry two or three if you can.

Buy a couple of 5 Pound ABC extinguishers just to be safe! They are not expensive, About \$40 each at Costco. Your life is worth more than that!



The Reel News is published monthly by the
Jacksonville Offshore Sport Fishing Club
(JOSFC). All rights reserved.

Officers:

President Tom Ruggles
Vice President.....Derek Siegel
Secretary Jamie Underwood
Treasurer Steve Guthrie

Board of Directors & Special Staff:

Patti Daniels - Hospitality Director
Tom Darga - Tournament Director
Cassi Washington - Awards & Events
Bill Breen - Website & Newsletter
Hal Hanna - Co-fishing Director
Greg Wallace - Co-Fishing Director
Terri Breen - Membership
Trina Polkey - Media Director
James Carter - Speaker Director
Steve Shaw- Assist. Speaker Director ,
El Cheapo Director Trina Polkey,
Radio.... Mike Murphy

©Copyright 2020

Gary Newman
INSURANCE
Family Owned & Operated

- Boat
- Auto
- Home

67 E. Sailfish Dr. • Atlantic Beach, FL

241-0777



Marco Lindo with his "Little" Reef Donkey. This one weighed 56 Pounds 5 Ounces on the Vilano Boat Ramp Bait shack Scale! HE caught it on Darrin Willingham's Boat on 4/22/2020



Remember to shop at our sponsors and support them as often as you can.

Also remember to pull out your JOSFC Membership card and ask if they give a club discount! They don't all do it, but it lets them know we are supporting them as a Club!



This in from our long time member Bob Houghton.

Here is an alternative to replacing an unreadable gauge on your boat. This is a lot cheaper than buying a new one!

The solution is to have Gaugesaver (Gaugesaver.com) rebuild it. They work on all LCD gauges, Honda, Yamaha, Mercury, any LCD gauge. Their normal charge for a normal outboard gauge, is \$75.00, + tax and shipping, so for around \$100.00, you can have your gauge reconditioned. I had my Garmin GPS map 162,, redone by them recently, and it made my GPS work great. It cost slightly more than their normal charge, as it has a 5 inch screen.

The last gauge I bought for my Yamaha outboard was North of \$200.00, so to have one reconditioned for less than 1/2 of the replacement cost, would sure save club members come green. I shipped via FedEx Express on Saturday, and received my GPS back 9 days later on a Monday. Even if you are out of your gauge for one weekend, you can still use your boat, without the gauge. To say I'm satisfied would be an understatement. Since my failing eye sight has made color screens very unusable to me, having my black & white one restored, has made my day.

Bob Houghton



OK, it is time to talk about Safety again!

Lets start with your next fishing trip. I am assuming that you have your boat in good condition, good hoses, clamps, drain plug, everything recently checked.

FIRST thing, fill out your FLOAT PLAN! (www.jaxfish.com - "Fishing Info" - "Links" - "JOSFC Courtesy Float Plan". Great idea, DOWNLOAD that file, fill out all the information that does not change, then SCAN it and print out several copies for future use!)

NOW, lets assume that you ARE going to capsize or sink! Are you ready for this emergency? Is your DITCH BAG up to date with current flares? A hand held VHF radio (Its batteries charged or fresh?) a PLB (Personal Locator Beacon.) Isn't your and your crews life worth about \$200? Some water for a day or two?

You should refer to the January 2020 Reel News (There are **14 YEARS** of the REEL NEWS at www.jaxfish.com - "General Info" - "Reel News Newsletter" for you to read or go back to find an article.) The January issue has a whole list of recommended and suggested things to have in your ditch bag.

HAVE YOUR DITCH BAG ON DECK SO IT IS AVAILABLE IN AN INSTANT AND NOT LOCKED BELOW DECK WHEN THE BOAT GOES DOWN!

Everyone has a life jacket either on or right at hand, NOT zipped in a bag attached to the 'T' top.

Remember you really should wear your life jackets AT LEAST WHILE THE BOAT IS UNDERWAY!

Before you left the dock you did give your crew the Safety Tour, right? You made sure that EVERYONE knew how to operate the boat, reconnect the kill switch if you go down or it gets pulled, start the engine, work the radio and change channel to channel 16. (Emergency channel) to read the GPS and give your location, what is in the Ditch Bag and to make sure it goes with everyone if the boat goes down.

I talk about a First Aid kit. Have a small one in the ditch bag, but I also recommend putting a complete one together in one of these Orange plastic water proof Ammo Boxes you can get at most of the outdoor stores.

You should always cary a good First Aid kit. As you are fishing, include a good heavy duty pair of wire or bolt cutters, sturdy enough to cut **the heaviest fish hooks you use or have on board**. Don't just get a little plastic Walmart First Aid Kit, you need to assemble a good kit. Just think of some of the injuries you could see.

Cuts down to the bone, hooks through the hand, broken bones from falls on a slippery deck. Kingfish, Wahoo, Barracuda, Sharks and all kinds of fish here have a mouth FULL of big sharp teeth! (That is why on my boat I don't recommend sandals, flip flops or bare feet.)

You need plenty of gauze pads, Gauze wraps, Anti-biotic spray, cream, and something to wash the wound with like fresh water or a sterile saline wash.

A friend that is a Doctor said he does not like Hydrogen Peroxide as while it does sterilize the wound and area it also actually kills some of your cells on the exposed surface of the wound and delays healing and makes bigger scars.

Here is something you would not think of for a first aid kit, but how about a roll of good cloth backed Duct Tape? It is good for temporary splints as well making a waterproof

Safety Continued

wraps over wounds and lots of other temporary repairs around the boat.

How about an Eye Wash? People do get suntan spray or lotion in their eyes and who knows what.

Do you carry a couple of those Emergency Blankets to use in case someone needs to get warm or prevent shock?

Ok, don't forget the little stuff like band-aids for little cuts, Aspirin (The quick dissolve powder in case of heart attack. ((My Son was only 34.)) Also some Tylenol or Motrin for those people that can't take Aspirin.

Sunscreen for those fools that forget theirs! There are a couple out there that can be applied while the person is wet.



Loud Hailings

Bill Breen
Newsletter
Editor

I am looking for PICTURES of club members with local catches, to use in our newsletter. If you have a good photo PLEASE E-mail it or give it to me at a meeting. I will Scan it and return it to you undamaged. Don't forget to include a piece of paper with your name address, and the information on the catch, size or weight, and when. You can even include your numbers where caught, I won't tell anyone else, I promise! ;-)) Cross my heart and hope to catch your fish!

Just a reminder, ANYONE and everyone can submit something, a good story, joke, or you can also submit photos to be included in our Newsletter. Just get your article and or pictures to me by the 18th of the month, to be in the next months newsletter. Just hand me a copy at any meeting, or E-mail it to me at : breenw@bellsouth.net

Important **MEMBER** Survey!

In order to better serve **you**, our members, we would like to get a better sense for how we are doing and what people want. We strive to please the crowd, but often have little information to go on, from a conversation or two at the clubhouse, email responses or Facebook exchanges. Generally speaking, the sample size is not sufficient enough to make a lot of conclusions from and it leaves us guessing.

Please help us help you by completing the attached survey. I believe that it should take 5-10 minutes to fill out. Most questions are multiple-choice or yes/no. Even just filling those in would be great. There are also open comment fields and that would be even better.

<https://bit.ly/3gh9qn5>

We are starting to think about our 2020 Awards Banquet so having more information available before the next Board Meeting (June 1st) would be really helpful. The sooner the better!

Thank you,

Tom Ruggles

and your 2020 JOSFC Board



Get those TASTE BUDS working!

How about a great tasting way to easily make any nice fish filet taste like you are a gourmet cook!

Quick, Easy and Tasty Fish Filets in a Pan
This works for Cobia also.

This recipe is for any white flesh fish.
(It will even make Tilapia taste great!)

Ingredients:

4 - 1/4 Lb or bigger Filets, skin and bones removed.

1/4 - Cup Butter

1/4 - Cup White Wine a Chardoney
(Probably spelled wrong) is perfect for this.

1/2 - Teaspoon Rosemary

1/2 - Teaspoon Thyme

1/2 - Teaspoon Basil

How To:

Take the Fish out of the Refrigerator
30 minutes before cooking to allow to warm to room temperature.

Melt the butter in a large frying pan, at a medium heat. Then pour in the Wine. Add the spices, crushing them between your fingers as you add them, or grinding them finely just before adding.

Stir everything briefly, then add the filets. Cook for about 5 minutes per side, or until white and easily flaked with a fork.

Add a side of your choice or serve over rice!

Serve while still piping hot!!!

Towing & At the Ramp

I recently experienced a boater that was in need of this Boat Launching and Retrieving list. He pulled his Jet Skies onto his trailer, cleared the water, and still blocking the ramp started securing his gear and Skies to the trailer

































PRE-TOWING :

- Check cold tire pressure on the tow vehicle and trailer.
- Make sure you are towing the trailer in a level position.
- Verify that lug nuts on the tow vehicle and trailer tightened to the correct torque setting.
- Stow all required U. S. Coast Guard Safety equipment in the boat.
- Secure outboards or stern drives in the full-up position.
- Securely tighten the boat cover if it is used when towing.
- Secure the coupler. Insert a bolt or other locking device into the coupler so it does not pop open.
- Connect the trailer lights and check to make sure they are working properly.
- Secure the safety chains and emergency brake cable.
- Raise the trailer jack and lock it in place.
- Ensure that the boat is snug against the bow stop and secured with a winch strap, plus a safety chain or tie-down.
- Make sure the transom tie-downs are tight.
- Properly secure all equipment inside the boat.
- Adjust the tow-vehicle mirrors as needed.

BOAT PRE-LAUNCH IN PARKING AREA OR READY LANE (NOT blocking the ramp):

- Remove tie-downs.
- Remove engine support.
- Disconnect trailer wiring from tow vehicle.
- Load and stow gear to be carried on board.
- Check all boat systems: engine, bilge pump, lights and horn, etc.
- If equipped, turn on the engine compartment blower. (At least for 3 minutes before starting!)
- Make ready all dock lines, fenders and boat hook.
- And, last, **DO NOT FORGET TO INSTALL THE DRAIN PLUG.**
-

Retrieve your boat: Clear the ramp and reverse the above. Be courteous to other Boaters.

Sun	Mon	Tue	Wed	Thur	Fri	Sat
	1 	2 	3 	4 Club Meeting We HOPE 	5 	6 The Junior Angler Tournament Both 
7 	8 Board Meeting 	9 	10 	11 	12 	13 
14 	15 	16 	17 	18 Club Meeting. It had better be by then! 	19 	20 
21 	22 	23 	24 	25 	26 	27 
28 	29 	30 		June		

June 4th - Club Meeting, Still pending opening.

June 6th - Terri Breen's Birthday Oh also the Junior Angler Tournament for BOTH Inshore & Offshore

June 8th - Board Meeting

June 18th - Club Meeting

October 17th - Annual Awards Banquet



**Coming
Events**



Month - Offshore -	Inshore -	Date - Weather Date
June - Junior Ang. -	Junior Ang. -	6/6/20 - 6/13/20
July - Kingfish Tune-up -	Roulette -	7/11/20 - 7/25/20
Aug. - Ladies -	Ladies -	8/15/20 - 8/22/20
Sept.- Bottom -	Flounder -	9/12/20 - 9/19/20

JOSFC SPONSORS

Listed in alphabetical order.

1-800-Pack Rat • Academy Sports • Advantage Signs • All Aluminum Concepts • Angies Sub Shop • Atlantic Engraving & Graphics • Avid Angler • B & M Bait and Tackle • Bait Shack • Boattronics.net • Bowen Upholstery • Brown's Creek Fish Camp • Captain Dave Siplers Sport Fishing • Carolina Skiff • Coastal Angler Magazine • College hunks Hauling & Junk Moving • Consignment Boat Sales • Copperhead Metal Arts • Custom Marine Components • Dandee Foods • Dell Marine • Drop Hook Charters • First Coast Satellite • Fish Florida • Fish Hunter Charters • Fish On • Fishing Connection • Florida Guides Association • Florida Sportsman Live • Gary Newman Insurance • Gone Fishin' Show • Great Atlantic Outfitters • Greater Jacksonville Kingfish Tournament • Hagerty Construction & Roofing • Hardees • Hope Fishing Adventures • Hunting & Fishing Depot • In River or Ocean • Island Electric of the First Coast LLC • Jacksonville Flower Market • Julington Creek Carpet Care • Knight Electric • Kona Skate Park • Lambs Yacht Center • Liberty Outdoors US • Magic Tilt Trailers • Morningstar Marina at Mayport • Mousa's Auto & Marine Interiors • Murphy Communications • NOSARA Paradise • NOSARA Paradise Rentals • Ocean Waves Sunglasses • Off the Charts Boat works • Paradise Resort • Pepsi Bottling Group • Presta Marine Products • Pretty Pallets by Melissa • Proctor Ace Hardware • Pure Fishing • Reel Habit Jigs • Rick's Bait & Tackle • River Marine • Roffers Ocean Fishing Forecasting Service • Safe Harbor Seafood • Saltwater Challenge Series • Sea Dancer Charters • Sea Tow • Seafood Kitchen • Shakespeare Marine • Skate Station • Solomon's RV & Boat Storage • Starbrite • Still Just Fishing Show • Strike Zone Fishing • Styles Smith Plumbing • Sun Deli • Suzuki Marine • Team buck Rogers Charters • The Outdoors Show • The Spot Tournament for Charity • The Waters Edge Complete Boat Detailing • Tow Boat US of Jacksonville • Trout River Fish Company • United Rentals of N.E. Florida • Vic2fish & Adventures Inc. • Vidacann • www.fishingnosara.com • www.libertyoutdoors.us

SUPPORT OUR SPONSORS! THEY SUPPORT US AND FISHING!



Jacksonville Offshore
Sport Fishing Club
3948 3rd St. South #232
Jacksonville Beach, FL 32250

