



The Newsletter of the . . .

The Reel News



Serving the Northeast Florida Fishing Community Since 1959

Volume 60 Issue 5

May 2020



PRESIDENTS CAST NET

Tom Ruggles

Happy May! In regular club news, there really isn't any. At this point we have missed three club meetings and one set of tournaments due to the safer-at-home orders. It is Saturday April 18th as I write this and the beaches are back open, sort of. This is a really great sign and makes me think that we may be back in business in May. If not meetings, we may be able to get the tournaments in. We shall see. In the meantime, keep fishing and keep the fish entry forms coming. <https://bit.ly/josfcfish>

I know Bill is typically the one to share safety related stories, but I have my own story to tell. One day last year, about 50 miles east of Mayport, I was on a boat when there was an electrical fire that started inside the cover of the trolling motor. I had never considered this as something that could happen. I was also unfamiliar with the boat and its equipment. As such, I had no idea where the extinguishers or the power shut offs were. I wanted to spring to action to help but was unable. Thankfully the captain and his first mate were really quick to react. One extinguished the fire while the other shut the power down. The fire was out in

probably a minute (though the experience felt much longer). The damage was confined to the motor itself. We all took a collective deep breath and then kept on fishing. Well, we had gone all that way.

People who have fished on my boat can attest to this. I have a pre-game ritual that I do with everybody who comes out on my boat, and often with people who are repeat passengers. Before we get past the jetties I make sure that everybody is aware of all of the safety equipment on my boat and where it is. I have a life raft, which, anytime I am heading offshore, is on deck just in front of the helm. Secured on top of the raft is my ditch bag. It contains flares, a new electronic flare, a handheld radio and a first aid kit. I have a throwable rope hanging on the port side of my T-top. I have floating throwables on the back of my leaning post. On the underside of my T-top I have six plus vest-style PFDs (you probably don't want the purple one - it's youth size). On each side of the T-Top I have two inflatable PDFs, the one on the port side bearing a PLB (Personal Locator Beacon) device. For fire extinguishers I have one in the leaning post, one mounted to the port side of the helm and one in the cabin. There is a disconnect for my Rhodan just inside my cabin door and the main battery switch is in the stern under the center hatch. My GPS has a waypoint called Mayport that brings you back to the jetties.

This is a lot to go through. On occasion I felt like going over all of that for a single day on

Continued Page 2



The Sailfish Pot Party Is Coming (If circumstances allow.) May 30, 2020

Get your entry in early! Remember that it is \$50 if in hand by MAY 15th and \$65 after that date! They really need you to register before the party so they know how many Steaks to buy, and how much beer , wings, and Oysters to get.

Trust me this is a GREAT party!

The 2738 Sailfish Pot Party is a tradition started in 1959 by a bunch of local fishermen when they got together (A party) and all put some money in an old (Clean) chamber pot. Ergo the name "The Sailfish Pot Party".

The FIRST person to catch a Sailfish after their party would win the Pot, but he

Sailfish Party Continued Page 5

President Continued

the water might be a little paranoid. That was, until the day of the fire. That cemented my process as valid and completely necessary. Things can happen really fast out there and getting help will be really slow. Arm your crew with the information to help keep you all safe. And if you are a passenger, don't be afraid to ask! Anything can happen and there are no guarantees that they won't happen to the captain. It's much better to spread the knowledge than to lose precious time.

Stay safe out there! And, hopefully soon, see you at the clubhouse.

Tom



Ronda Thompson with a really nice 7 Pound 6 Ounce Sheepshead that she caught offshore while "Isolating" the best way that they could think of!



The Reel News is published monthly by the Jacksonville Offshore Sport Fishing Club (JOSFC). All rights reserved.

Officers:

- President Tom Ruggles
- Vice President.....Derek Siegel
- Secretary Jamie Underwood
- Treasurer Steve Guthrie

Board of Directors & Special Staff:

- Patti Daniels - Hospitality Director
- Tom Darga - Tournament Director
- Cassi Washington - Awards & Events
- Bill Breen - Website & Newsletter
- Hal Hanna - Co-fishing Director
- Greg Wallace - Co-Fishing Director
- Terri Breen - Membership
- Trina Polkey - Media Director
- James Carter - Speaker Director
- Steve Shaw- Assist. Speaker Director ,
- El Cheapo Director Trina Polkey,
- Radio.... Mike Murphy

Mayday / Pan-Pan / Securite

Do YOU really know what they mean, and how to use them? Well now you will!

When used, repeat the words 3 times before your message, this gets people's attention, and gives them time to pay attention to what is being transmitted.

Mayday - This means immediate danger. Only use it when you are in grave and imminent danger and require immediate help! Like man overboard and you have lost sight of them!

Pan-Pan - Urgent attention required. This is to be used for any situation that is urgent, but not imminent! Best I can think of here is like a major but not life threatening injury and you don't have a first-aid kit that will handle it on board.

Securite - This is used to warn people of hazards like floating debris, or a hard to control barge coming in an inlet, to let boaters know to stand clear.



Life jackets,
Yeah, I know you don't
wear one most of the
time, but maybe
you should
consider
wearing one at

Have trouble
staying in the
boat?



FIRE!!

I have said this before, there are only (2) two things that frighten me out on the water, FIRE and Lightening. (Lightening = fire.) for this article I am going to talk about your Fire Extinguishers. (Note I said Extinguishers, plural.)

The Coast Guard requires ONE extinguisher for a boat LESS than 26 feet in length, and TWO for boats 26 feet to 40 feet in length. THREE for 40 to 65 feet.

We are mostly concerned with the 25' and under, and 26 to 40 ' size boats. The PRO's recommend at least 2 preferably 3 for up to a 25 foot boat, with at least one of them being a 5 pound ABC extinguisher. ABC means it will put out 'Solids' , 'Electrical' or 'Liquid' fire.

The typical 2.5 pound extinguisher will only last only 8 to 10 seconds! IF you didn't start at the base of the fire and sweep back and forth working up, you probably didn't get the fire out in that short time, and if the fire is big, 10 seconds just won't do at all!

Inboards - You do have a Fire Port in your cover? Look it up, and install one NOW!

I bet that most of you have one little 2.5 Pound extinguisher that came with your boat several years ago, and has never been checked or recharged! It is sitting in it's bracket and the powder has become compacted and hard in the bottom so it may not work at all!

The little one that came with your boat is probably not rechargeable. Use it for training!

There was a Kidde Extinguisher Recall, and Tom Ruggles filled out the On-Line Form in March. They mailed him replacements immediately! Here is the link.

<https://www.kidde.com/home-safety/en/us/support/product-alerts/recall-kidde-fire-extinguisher/>

Go buy 3 good bigger extinguishers for your boat, after all, your life is worth every penny. Just saw 2 on sale for \$29.00 Cheap!

Check out the boatus.org/findings fire extinguisher testing videos on line.

***I know most of you have seen this before,
(I do this every year.) but you either
failed it and didn't get everything
corrected, or need to take it again!
SAFETY FIRST!***

THIS IS A TEST!!!

You probably already failed! That is NOT a good thing. Can you answer these questions without looking up some of the answers?

1 - Did you leave a FLOAT PLAN with someone, or on the dash of your tow vehicle?

2 - What date was your single, woefully too small, fire extinguisher last checked? Is it current, or has it been sitting in it's holder for the last 2+ years with all the dry chemical compacted and hard at the bottom? Do you have a big enough Fire Extinguisher? They are cheep, why not have two or three on board?

3 - What is the expiration date on your **Flares**?

4 - Is your ditch bag sitting out where it will be available and have an EPIRB attached to it?

6 - Do you even have an EPIRB? Why NOT? They are just a couple of hundred now! Isn't your life and your crews life worth that little money? Are it's Batteries good? They should be replaced every 5 years!

7 - Does your ditch bag have enough water for everyone for a couple days?

8 - What year did you last replace the batteries in your hand held VHF radio? Is it IN your Ditch Bag? The same thing for your hand held GPS?

9 - Where is your hand operated bailing device?

10 - Does your hand held air horn work? What you don't have one?

11 - Where is your distress FLAG?

12 - Where is your signal mirror

13 - Is the "O" ring on your drain plug old and brittle?

14 - First aid kit current? How long ago did your first aid kit perishables expire? Yes Iodine expires! Here is something to think about. A lot of the (Other guys, not me) members are getting older. Does your first aid kit have some of the new crystalized Aspirin to dissolve under the tongue in case of a heart attack?

15 - Tested your VHF, or better yet upgraded to a new one with the DCS position sending feature?

16 - Checked all your hose fittings are tight, and no corroded Electrical connections?

17 - Your bilge pump working and have a backup if it goes out?

18 - Are your Life Jackets good and readily handy?

19 - Do you give your crew a safety "Tour" before each trip? Make sure they know where everything is and how to work it in case you are disabled?

20 - Have your throwable life preserver handy?

21 - When was the last time you had your wheel bearings packed?

If you did not know the answer to any ONE of these questions, you failed this quick test.

Lucky for you, your boat isn't taking on water, or someone seriously injured and you aren't trying to answer any one of these questions in a panic to save a life!

You now have a chance to correct any of these shortcomings BEFORE your next outing, and avoid the serious consequences of not being prepared.

Remember --- Keep your VHF radio on! Don't miss a club members distress call!

Bill Breen

Gary Newman
INSURANCE
Family Owned & Operated

• **Boat**

• **Auto**

• **Home**

67 E. Sailfish Dr. • Atlantic Beach, FL

241-0777

Sailfish Party Continued

then had to put on the party the next year. SO. The tradition continues!

The person putting on the party will give a hand signal at the Pot Party this year, and the first person to send in a photo of themselves giving that hand signal with a Sailfish, wins the pot. He then must put on the party next April.

While we at the JOSFC (If asked.) always help the winner, the Sailfish Pot Party is NOT a JOSFC event, and the winner does not have to be a member or associated with the Club. This is a stand alone event for ALL fishermen in the greater Jacksonville / St Augustine area.

Note I use the word "Fishermen" as the party is strictly a Stag event. No dancing ladies or strippers, just lots of Beer and language we don't use around the Ladies.

This is a great event to go to as you get a Steak that you cook over some outside grills, ALL the Oysters (Either Raw or Steamed) that you can eat, tons of Chicken Wings, (A couple different flavors.) a Salad and Baked Potato. There is all the free beer you can imbibe along with some soft drinks & water.

The Party ends with a Gigantic Raffle, usually with a really nice new 4 stroke Outboard to end it as the Grand Prize!

How about some safety tips for Anglers!

Ok, you anglers, if you haven't done it yet, the odds are you will. What? Get a fish hook imbedded somewhere in your body! How do you get it out? There are two ways to do this: 1 - if the hook goes all the way through, and the barb is showing, carefully use the cutters you have in your first aid kit (You did remember to put a good pair of heavy duty cutters in your kit didn't you?) cut off the point and barb, then back the hook out.

2 - If the barb is buried, make a loop of strong fishing line and but it around the bend in

the hook, then PUSH the eye of the hook down against the skin and use the line to yank the hook out. OK, There is a 3rd way, leave it alone and quit fishing for the day and go to the hospital and let a doctor do one of the above.

Knives - ALWAYS keep your Knives razor sharp! They cut easier and you are less likely to have to push or pull hard and then have it suddenly pop free and stab and cut your self. Also on your boat if you stow a knife in a rack, ALWAYS put the sharp edge toward the wall. When someone stumbles or slips on the wet deck, they won't fall against the sharp edge and cut themselves.

One last idea on Knives is to go to Harbor Freight Tools and buy one of their CERAMIC knives for your Boat or Bait Knife! They don't rust and stay sharp! (How many boats have you been on and seen an OLD dirty rusty knife as the bait knife? Makes me cringe!)

Gaffs. . . . Keep them sharp, and use some surgical tubing or a spring or even a cork to cover the tip to keep your crew from impaled! Always carry the Gaff vertically, NEVER horizontally. I also learned the hard way never to look over the Gaff man's shoulder as they gaff a fish. The handle coming back as he gaffed it almost took my nose off!

Sunscreen! Do I need to say it again? OK Sunscreen!

Always use it liberally! I bet everyone has a picture of them, their kids or friends looking like a boiled lobster. Use it even on cloudy days as the **clouds do NOT filter out the UV rays.**

After you have ignored my advise, there are several things you can do to help with the burn.

A bit of baking soda in a cool or lukewarm bath will temporarily provide relief to sun burn pain. Just remember to let your skin air dry out of the bath so the baking soda really soaks in and soothes the pain.

Angler tips Continued


After it dries, use Aloe to help it heal faster! Pure Aloe gel or best is a leaf off a real Aloe plant!

Fingers and Fishing Line . . . Once again we all know a person (Like yourself.) that has been cut by fishing line, specially with the new Super Braids. I carry a "Kevlar Fishing Glove" just in case I need to grab a line. You also never want to wrap the line around your hand. When you need to grab a leader or line, try to grab it from below the line, bringing the outside (Little finger side) up against the line and twisting your hand up around the line ONCE! If the fish suddenly pulls hard, the line is easy to release without getting cut!

Finally, RELAX!!!!. Some people get really excited when the fish gets near the boat, and really start yelling to get the gaff, get the net, get the leader. Quick!

Your reel has a DRAG on it for a reason. If people in the boat are not ready to boat the fish, lighten up on the drag and let the fish take another run. Just keep the line tight so they don't come unhooked, and when people are ready bring it back to the boat.

Another habit to get into is when the fish gets near or to the boat, LIGHTEN UP THE DRAG! IF the Gaff Man misses the gaff, the fish will make a sudden, hard run for freedom, and can, and frequently do, Snap the line! A light drag will let them run without snapping the line, and you just slowly tighten the drag again and the fish back to the boat of another try!



Loud Hailings

Bill Breen
Newsletter
Editor

I am always looking for PICTURES of club members with local catches, to use in our newsletter. If you have a good photo PLEASE E-mail it or give it to me at a meeting. I will Scan it and return it to you undamaged. Don't forget to include a piece of paper with your name address, and the information on the catch, size or weight, and when. You can even include your numbers where caught, I won't tell anyone else, I promise! ;-) Cross my heart and hope to catch your fish!

Just a reminder, ANYONE and everyone can submit something, a good story, joke, or you can also submit photos to be included in our Newsletter. Just get your article and or pictures to me by the 18th of the month, to be in the next months newsletter. Just hand me a copy at any meeting, or E-mail it to me at : breenw@bellsouth.net



Steve Thompson had to work HARD to out fish his wife Ronda! Here he is with a nice 8 Pound 14 ounce Sheepshead from the same trip. Steve owns Dandee Foods, and is a big supporter of our El Cheapo Tournament. If you enjoyed those sandwiches at the El Cheapo Thursday meeting and all weekend, Thank Steve for his generous donation!

Sun	Mon	Tue	Wed	Thur	Fri	Sat
May					1	2
						
3	4 Board Meeting	5	6	7 Club Meeting (Doubtful)	8	9 Tournaments Offshore May Trolling Inshore Trout
						
10	11	12	13	14	15	16
						
17	18	19	20	21 Club Meeting (Hopeful)	22	23
						
24	25	26	27	28	29	30
						







May 4th - Board Meeting
 May 7th - Club Meeting - (Maybe)
 May 21st - Club Meeting - (Hopefully!)



**COMING
EVENTS:**

Club Annual Banquet - October 17, 2020

All Tournaments are pending the City opening up the buildings / relaxing the "Stay at Home recommendations".

Month - Offshore -		Inshore - Date - Weather Date
May - May Trolling -		Trout - 5/9/20 - 5/16/20
June - Junior Ang. -		Junior Ang. - 6/6/20 - 6/13/20
July - Kingfish Tune-up -		Roulette - 7/11/20 - 7/25/20
Aug. - Ladies -		Ladies - 8/15/20 - 8/22/20
Sept. - Bottom -		Flounder - 9/12/20 - 9/19/20

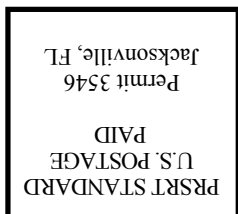


JOSFC SPONSORS

Listed in alphabetical order.

1-800-Pack Rat • **Academy Sports** • *Advantage Signs* • All Aluminum Concepts • *Angies Sub Shop* • Atlantic Engraving & Graphics • *Avid Angler* • B & M Bait and Tackle • *Bait Shack* • Boatronics.net • *Bowen Upholstery* • **Brown's Creek Fish Camp** • *Captain Dave Siplers Sport Fishing* • **Carolina Skiff** • *Costal Angler Magazine* • College hunks Hauling & Junk Moving • *Consignment Boat Sales* • Copperhead Metal Arts • *Custom Marine Components* • **Dandee Foods** • **Dell Marine** • Drop Hook Charters • *First Coast Satellite* • Fish Florida • *Fish Hunter Charters* • Fish On • *Fishing Connection* • Florida Guides Association • *Florida Sportsman Live* • **Gary Newman Insurance** • *Gone Fishin' Show* • Great Atlantic Outfitters • *Greater Jacksonville Kingfish Tournament* • Hagerty Construction & Roofing • *Hardees* • Hope Fishing Adventures • *Hunting & Fishing Depot* • In River or Ocean • *Island Electric of the First Coast LLC* • **Jacksonville Flower Market** • **Julington Creek Carpet Care** • Knight Electric • *Kona Skate Park* • Lambs Yacht Center • *Liberty Outdoors US* • **Magic Tilt Trailers** • *Morningstar Marina at Mayport* • Mousa's Auto & Marine Interiors • *Murphy Communications* • NOSARA Paradise • *NOSARA Paradise Rentals* • **Ocean Waves Sunglasses** • *Off the Charts Boat works* • Paradise Resort • **Pepsi Bottling Group** • Presta Marine Products • *Pretty Pallets by Melissa* • Proctor Ace Hardware • *Pure Fishing* • Reel Habit Jigs • *Rick's Bait & Tackle* • River Marine • *Roffers Ocean Fishing Forecasting Service* • Safe Harbor Seafood • *Saltwater Challenge Series* • Sea Dancer Charters • *Sea Tow* • Seafood Kitchen • *Shakespeare Marine* • Skate Station • *Solomon's RV & Boat Storage* • Starbrite • *Still Just Fishing Show* • **Strike Zone Fishing** • *Styles Smith Plumbing* • Sun Deli • **Suzuki Marine** • Team buck Rogers Charters • *The Outdoors Show* • The Spot Tournament for Charity • *The Waters Edge Complete Boat Detailing* • Tow Boat US of Jacksonville • **Trout River Fish Company** • United Rentals of N.E. Florida • *Vic2fish & Adventures Inc.* • Vidacann • www.fishingnosara.com • www.libertyoutdoors.us

SUPPORT OUR SPONSORS! THEY SUPPORT US AND FISHING!



Jacksonville Offshore
Sports Fishing Club
P.O. Box 331185
Atlantic Beach, FL 32233

