



The Reel News

The Newsletter of the . . .

Serving the Northeast Florida Fishing Community Since 1959



Volume 60 Issue 1

January 2020



PRESIDENTS CAST NET



Tom Ruggles

Happy New Year!

I hope that your holidays were everything that you hoped they would be, that you got all of that new fishing gear that you have been ogling at Strike Zone and that kayak that you have been drooling over at Rick's all year. Now it's time to act on your New Year's resolutions, which of course were to win one of the club boards and to become this year's Captain Of The Year (or Inshore Captain Of The Year)!

Our tournament season will get underway on Saturday January 11th, wind and weather willing. Inshore captains will be fishing the River Tournament with the normal point structure while offshore captains face the recently revived Light Tackle Tournament for a guaranteed ten points towards Captain Of The Year. I, for one, have never fished offshore with eight pound line but am up for the challenge. I expect to see lots of participants give this one a try and to see some new names on the Light Tackle board this year. I'm sure we will all have a fair amount of break-offs while we learn the technique, but know that



2020

El Cheapo

Sheepshead Tournament

March 7, 2020

U.S. Coast Guard Auxiliary Public Affairs

U.S. Department of
Homeland Security
**United States
Coast Guard
Auxiliary**



News Release

20 minutes can save your family's life on the water!

JACKSONVILLE BEACH, FL – Would you spend 20 minutes to save your family member's life? Are you willing to risk a life by not having required safety gear aboard your vessel? Do you know what is required by federal and state laws? Are you prepared for an emergency on the water? The Coast Guard Auxiliary in Jacksonville Beach can help!

The Coast Guard Auxiliary Flotilla 14-4 in Jacksonville Beach provides complimentary and penalty-free Vessel Safety Checks for any recreational boats in the Jacksonville area.

During the vessel safety check, a certified vessel examiner will provide a thorough and detailed inspection of your vessel's safety equipment to make sure that it meets or exceeds all federal and Florida

This is YOUR Club!

As this title says, the JOSFC is YOUR club, not only mine, or the Boards, it is YOURS!

With that in mind, we really would like to hear from you the members, just what we can do to make it better, to encourage more participation at the meetings, and or other activities that you would like to see us participate in or do.

The Board might not decide to go along with all your ideas, but they definitely would like to hear from you.

You will find all your Officers and Board members E-mail at our Website. jaxfish.com Under the "About" tab, down to "Officers & Board"

YES, we really mean this, Let us know what you think!

Now watch those 3 & 4 letter words that might "Offend" some of us retired guys, like "WO_K" or "J_B" but don't be shy about disagreeing with us, we can't fix something we don't know about!



The Reel News is published monthly by the Jacksonville Offshore Sport Fishing Club (JOSFC). All rights reserved.

Officers:

President Tom Ruggles
Vice President.....Derek Siegel
SecretaryJamie Underwood
Treasurer Steve Guthrie

Board of Directors & Special Staff:

Tom Darga - Tournament Director
Cassi Washington - Awards & Events
Bill Breen - Website & Newsletter
Hal Hanna - Co-fishing Director
Greg Wallace - Co-Fishing Director
Terri Breen - Membership
Trina Polkey - Media Director
James Carter - Speaker Director
Steve Shaw- Assist. Speaker Director ,
El Cheapo Director Trina Polkey,
Radio.... Mike Murphy

©Copyright 2019

What's in Your Ditch Bag?

You do have a Ditch Bag don't you?



Boating accidents, they happen every week. Usually the difference between a sad ending and a happy ending is preparedness. Since you can't


always count on Lady Luck (In case you haven't noticed, you are in a predicament because she isn't with you today, she's fickle, in case you haven't heard), the best thing to do is be like a Boy Scout. Veteran captains going offshore - no matter what size boat they are in -- carry emergency "ditch bags" because they never know when the catastrophic might happen.

OK, lets get started. . . . Your Ditch Bag should be a container that will FLOAT, is secured closed so that if your boat overturns or goes down, it will be on the surface with you, and all of it's contents inside. When you leave the dock, it should be sitting on deck, NOT in the cabin or a locker.


I have seen everything from Ice-Chest that latched shut as ditch bags to \$300 specially made ditch bags. These soft sided insulated coolers will work quite well, just make sure it will float with a full load of your gear.


Now for what you put inside. This can vary a lot from boat or Captain to Captain.

The little Sailfish signify priority items!

 You should have your required flares. (Make sure they are not out of date.) I also carry several arial flares or rockets.






 First Aid supplies.

 A good waterproof sun block. Neutrogena now makes one (SPF 70) that goes on wet skin, kind of handy if you are already in the water.

 You should have some rope to tie everyone together so you don't drift apart. (A group of people are easier to spot than a single person.)

Continues on page 3

Ditch Bag Continued

-  Your bag should have a waterproof strobe light attached to it. (Be sure to test it before every trip, and change the batteries once a year.)
-  A signal mirror works well in bright daylight to get attention.
-  Drinking Water! This is left out of most ditch bags because most people do not think of it. A single gallon of water will help keep up to 4 people from becoming dehydrated for a couple of days.
-  Whistles for everyone! It beats yelling 10 ways to 1. Yelling is exhausting, and uses up a lot of energy, and can not be heard for a very long distance, whistles carry for a mile or more!
-  At the least you should have a PLB (Personal Locator Beacon) like a Spot. Or an EPIRB

A drift marker is nice. It is a long 20 or so foot long bright red streamer that floats out along the surface to increase your spotability from the air.

A bright die marker also helps increase your spotability from the air, but it does dissipate, so maybe a couple of them.

If you can afford it, a hand held VHF, and a hand held GPS unit.

I also carry several Chem-Lights or Glo Sticks that last for at least 12 hours once you break the glass vial and activate them.

I also have attached one to each Life Vest to increase visibility for each individual and the group.

That covers the basics for your ditch bag. To put all that in your bag cost a lot of money, and if you are like me you couldn't afford to do it all at once. That is OK, but start building your bag with the items that you have or can afford. You can add the hand held VHF or GPS or a big EPIRB later as you can afford to buy them. A life is worth every dollar you spend even if it stretches your budget!

OK, you have assembled your Ditch Bag, now what ?

Like I said at the start of this article your bag should be ON-Deck when you leave the dock. You should then assign a primary person and a secondary backup person to be responsible, to make sure in an emergency, it goes over with them and does not get stuck in the boat!

IT IS NOT TOO LATE TO BE OR GET A SPONSOR OF THE EL CHEAPO SHEEPSHEAD TOURNAMENT!



IF you know someone that you think might be able to either donate to the Raffle, or step up to be a Prize Sponsor, twist their arm a little!

We really need some cool things to put in the Captain's buckets and Junior Angler bags, not just paper advertisements. Like la couple years ago **YETI** really stepped up and gave us **YETI** bottle openers for the bags, **Sea Tow** gave plastic cups, anything that advertises their company will do. It does NOT have to be fishing related. What do they get in return? **LOTS** of advertising.

Here are some stats to help:

- From January 1st to the day after the Tournament the jaxfish.com website had over 7,000 new, unique (Not the same computer making return visits.) visits to the El Cheapo information page. (We have over 50,000 Unique hits per year.)

- The El Cheapo Sponsors page (Their Logo with a link to their site.) had 6,809 unique hits.


- The El Cheapo Prizes page had 1147 unique hits,

- The El Cheapo Registration page had 1500 hits!

Not to mention the thousands of pamphlets with sponsors names on them distributed all over North Eastern Florida and Radio and news paper AND Magazine adds that lead people to their business.

We also list them on the outside of our Newsletter of which we publish several hundred **every** month throughout the year, to keep their name out in front of people!

Like I said, if you think you can get someone to donate, we have a letter and form for you to give them so that they can have records for their taxes.



20 Minutes Continued

requirements. If your vessel is missing any required item, you will receive detailed explanation of what is needed and how to correct it. The best part is that there isn't any consequence for failure to meet the requirements during a vessel safety check! No citations! No fines! No penalties! The whole goal is to help mariners make sure they know what they need to have to be safe on the water.

Once all the requirements have been met, you will be issued a Coast Guard Auxiliary decal to put on your vessel. This decal lets the Coast Guard and other law enforcement know that you have all the required safety equipment and meet all federal, state, and local laws. It is good for the calendar year in which it is issued and may qualify you for a discount on your insurance.

If you're interested in getting a vessel safety check on your boat, there are two easy ways to get in contact with a Coast Guard Auxiliary Vessel Examiner.

1. Email your contact and vessel information to cgauxjaxbch@gmail.com with the subject line stating "vessel safety check."
2. Click the link "Get a Vessel Safety Check" at www.cgaux.org. This will send your information to the nearest 5 vessel examiners.

Once we have your information, our vessel examiners will contact you to schedule a convenient time and location for your vessel safety check. We will come to you where ever your vessel is! The Auxiliary is authorized to inspect any recreational vessel up to 65 feet in length. Don't forget about your canoes, kayaks, and standup paddleboards; the Auxiliary can inspect those too!

The Coast Guard Auxiliary has also provided safe boating classes since its inception in 1939. The Auxiliary's purpose was, and it continues now, to

improve safety on coastal and inland waterways for recreational boaters. In total, there are 17 different courses for students ranging from six years old all the way through adulthood. Subjects range from Boating Fun and Waypoints, About Boating Safely, and Boating or Sailing Skills and Seamanship. The Auxiliary also offers advanced courses in subjects such as Navigating with GPS, How to Read a Nautical Chart, and Suddenly in Command for the first mate who might find him or herself having to take command in the case of an emergency.


The slogan, "Safe Boating is NO Accident," encourages every boat skipper to become involved with the safe boating process by enrolling in one of these classes, but it doesn't stop there. Safe boating is a family affair and together the learning process can not only provide the entire crew with valuable information, but becomes a fun and learning experience for all!

To find out more about any of the 17 safe boating courses offered by the Auxiliary, go to: http://cgaux.org/boatinged/class_finder/index.php for the nearest Coast Guard Auxiliary's Public Education Class.

The Coast Guard Auxiliary is the uniformed civilian component of the U.S. Coast Guard and supports the Coast Guard in nearly all mission areas. The Auxiliary was created by Congress in 1939. For more information, please visit www.cgaux.org



Contact: Andy Koenig
Flotilla Commander
989-400-2173
cgauxjaxbch@gmail.com
<http://cgaux.org>



Hypothermia

When the body loses heat faster than it can produce it.

The Fatal Scenario.

When the body's core temperature reaches:

- 96 degrees Fahrenheit, violent shivering begins.
- 95 degrees Fahrenheit, rational thought stops.
- 93.2 degrees Fahrenheit, consciousness becomes clouded.
- 92 degrees Fahrenheit, memory loss, hallucinating.
- 91.4 degrees Fahrenheit, shivering stops.
- 90 degrees Fahrenheit, the person becomes unconscious.
- **86 degrees Fahrenheit, death results from heart failure.**

86 degrees Fahrenheit is the ambient temperature of a fairly hot summer day. It doesn't have to be freezing out to kill you!

As the weather turns colder, and since the Captain of a vessel is responsible for the safety of his/her vessel and the crew, all Captains should be giving some thought to the prevention of hypothermia. As a Captain, have you ever thought about what a life jacket has in common with a blanket relative to hypothermia and safety in boating? Both can save your life when you are facing a major killer in aquatic mishaps such as hypothermia. Hypothermia can pose a problem for members of the crew anytime of the year, but should be of greater concern to all Captains as we approach colder weather.

A life jacket, obviously, will keep you afloat, but can also help ward off hypothermia by trapping warmed water between it and your body. A blanket can help prevent hypothermia by reducing body heat loss. Most boaters do not have a full understanding of hypothermia and how it can impact them. Most people think of hypothermia as "freezing to death" or frost bite. Hypothermia occurs when the body loses

heat faster than it can be replaced and can kill a person at temperatures well above freezing.

Hypothermia occurs most rapidly when your body is immersed in cold water but may occur at anytime especially in windy situations if your clothing is wet. It can also occur in water as warm as 80 degrees if you are exposed for a long period of time. In water at 50 degrees, the predicted time for survival is 1.5 to 3 hours. If you should fall overboard with a lifejacket on, do not exert yourself. Keep your arms at your side and your legs together to conserve heat. If you find yourself in the water without a lifejacket conserving heat is even more important since you will have to keep yourself afloat. Do not try to swim, but exert as little effort as possible to float until rescued.

A person's body burns food to give it energy and maintain its temperature. When your body cools, blood moves from the surface area to the vital organs and you burn stored food to generate heat. Shivering is the first sign that your body is telling you that its temperature is below normal and action is required to correct the situation. If nothing is done, your body will begin a systematic shutdown. It is at this point; a blanket can be a lifesaver. A shivering person should be attended to immediately and dried if wet, removed from the wind and covered with a blanket and kept as warm as possible to conserve body heat.

If confronted with a hypothermic person, always remember that hypothermia is a serious medical problem. Make the person as comfortable as possible and seek medical help as soon as possible. If some distance from the shore, advise the Coast Guard by radio and they may send a medivac copter to remove the victim.

The best solution for hypothermia, however, is to prevent it by wearing protective gear, staying dry and out of the wind. Never go into a potentially hypothermic situation without having eaten a good meal.

Presidents message Cont.

the guaranteed ten points towards Captain Of The Year will give a nice boost.

Hopefully the wind will give us a break and we will be able to get out in January. It's time to get out the high speed gear and to go get some hoos. I, for one, have been losing my mind being landlocked for so long.

See you on the water, at the clubhouse and on Dock Talk sharing pictures of your prize catches!



FWC approves changes to spotted Seatrout rules!

The following rules will go into effect Feb. 1, 2020:

- **Reducing bag limits**
 - Western Panhandle: five to three fish.
 - Big Bend: no change (remains five fish).
 - South Florida: four to three fish.
 - Central East: four to two fish.
 - **Northeast: six to five fish.**
- **Modifying the recreational slot size limit from 15-to-20 inches to 15-to-19 inches total length.**
- **Allowing one seatrout over 19 inches per vessel (currently per harvester).**



First thing I want you to do is put me as the beneficiary on your boat insurance, then DO

NOT wear these, especially when underway!



Gary Newman
INSURANCE
Family Owned & Operated

- **Boat**
- **Auto**
- **Home**

67 E. Sailfish Dr. • Atlantic Beach, FL

241-0777































































Loud Hailings

Bill Breen
Newsletter
Editor

I am looking for PICTURES of club members with local catches, to use in our newsletter. If you have a good photo PLEASE E-mail it or give it to me at a meeting. I will Scan it and return it to you undamaged. Don't forget to include a piece of paper with your name address, and the information on the catch, size or weight, and when. You can even include your numbers where caught, I won't tell anyone else, I promise! ;-)) Cross my heart and hope to catch your fish!

Just a reminder, ANYONE and everyone can submit something, a good story, joke, or you can also submit photos to be included in our Newsletter. Just get your article and or pictures to me by the 18th of the month, to be in the next months newsletter. Just hand me a copy at any meeting, or E-mail it to me at : breenw@bellsouth.net

Sun	Mon	Tue	Wed	Thur	Fri	Sat
January			1	2 Club Meeting Clam Chowder Cook-Off	3	4
			 	 	 	 
			5	6 Board Meeting	7	8
			 	 	 	9
10	11 The Light Tackle & Redfish Tournaments	12	13	14 Club Meeting	15	16
 	 			 	 	 
17	18	19	20	21	22	23
  	 	 	 	  	  	  
24	25	26	27	28	29	30
 	 	 	 	 	 	  
31						

FYI, the little fish  is a Sol-Lunar fishing days key, the more fish the better the fishing day.



COMING

EVENTS:

January 2nd - Club Meeting - **Clam Chowder Cook-Off**

January 6th - Board Meeting

January 11th - - Offshore - Light Tackle Tournament

Inshore - Redfish Tournament

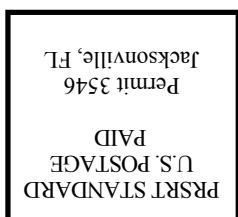
March 7, 2020 - The EL Cheapo Sheepshead Tournament

Month - Offshore -	Inshore -	Date - Weather	Date
Jan. - Light Tackle -	Redfish -	1/11/20 - 1/18/20	
Feb. - Sheepshead -	Sheepshead -	2/22/20 - 2/29/20	
Mar. - Non-Live -	River -	3/21/20 - 3/28/20	
April - Unlimited Trolling -	Shrimp Only -	4/11/20 - 4/18/20	
May - May Trolling -	Trout -	5/9/20 - 5/16/20	
June - Junior Ang. -	Junior Ang. -	6/6/20 - 6/13/20	
July - Kingfish Tune-up -	Roulette -	7/11/20 - 7/25/20	
Aug. - Ladies -	Ladies -	8/15/20 - 8/22/20	
Sept. - Bottom -	Flounder -	9/12/20 - 9/19/20	

Associate Members

Academy Sports • Advantage Signs • All Aluminum Concepts • Amelia Island Bait & Tackle • Angie's Sub Shop • Atlantic Coast Marine • Atlantic Engraving & Graphics • Available Angler • Avid Angler • B & M Bait & Tackle • Best Western Mayport • Boat U. S./Angler • Boattronics • BOCA Bearings • Bonefish Grill • Bowen Upholstery • Capt. Dave Sipler's Sport Fishing • Carolina Skiff • Catchin' A Buzz Fishing • Consignment Boat Sales • Copperhead Metal Arts • Coastal Angler Magazine • Custom Marine Components • DOA Lures • Dandee Foods • Dell Marine • Doherty Brothers Marine Construction • Donovan Heating & Air • Fish Carvings by Rick & Billy • Fish Florida • Fish On • Fishing Connection • Fishing Nosara.com • Five Star Pizza • Florida Sportsman Live • Gary Newman Insurance • Gone Fishin' • Great Atlantic Outfitters • Greater Jax Kingfish Tournament • Hagerty Construction & Roofing • Hook The Future • Hope Fishing Adventures • Hulihan Territory Irrigation Systems • In River or Ocean • International Ropes • Island Electric of the First Coast • Julington Creek Carpet Care • KC Crave • Knight Electric • Kona Skate Park • Magic Tilt Trailers • Mandarin Ale House • Mike's Taxidermy • Mousa's Auto Interiors & More • Murphy Communications • Nosara Paradise Rentals • Ocean Waves Sunglasses • Paradise Resort • Pepsi Bottling Co. • Proctor Ace Hardware • Progressive Insurance • Pure Fishing • Reel Fish Deals • Rick's Bait & Tackle • River Marine • Roffer's Ocean Fishing Forecasting Service • Safe Harbor Seafood • Salt Life • Salty Charters of Jacksonville • Sea Angler Gear • Sea Dancer Charters • Sea Tow • Singelton's Seafood Shack • Skate Station Funworks • SOC 7 Productions • Southern Propane • Still Just fishing Show • Strike Zone Fishing • Styles Smith Plumbing • Sun Deli • Sure Set Jigs • SweetWater Brewing • Suzuki Marine • Taylor Concrete Services • The Ice Man • The Outdoors Show • The Spot Tournament • The Waters' Edge Boat Detailing • Towboat US of Jacksonville • Trout River Fish Co. • Vic2Fish & Adventures • West Marine • Wild Adventures • Wilson Trailer & Repair Inc. • Windsor Park Golf Club • Woody Wax • Zaxby's

SUPPORT OUR SPONSORS! THEY SUPPORT US AND FISHING!



Jacksonville Offshore
Sports Fishing Club
P.O. Box 331185
Atlantic Beach, FL 32233

