



The Newsletter of the . . .

# The Reel News



Serving the Northeast Florida Fishing Community Since 1959

Volume 59 Issue 9

September 2019



## PRESIDENTS CAST NET

*Trina Polkey*

## RESCUE BEACONS

You all **DO** have an EPIRB or a PLB don't you? They are now very inexpensive, and are not you and your passengers life worth the cost of a single Fill-Up or Two?

Unless your are a complete hermit, you have seen the news for the week end of August 16th to 21st of the JACKSONVILLE Fire fighters / Rescue Medic that went missing out of just south of here. Some of us actually KNOW these great first responders! **They are US**, local fishermen!

Unless a great tragedy has hit them, (As I write this on the 8 / 21 ) they are drifting out there somewhere, waiting to be rescued.

An EPIRB or PLB can be bought for from about \$200 up to \$500. How much does it cost to fill your boat's gas tank? Think about it!

If you do have one, and it is over 5 years old, you should get the battery replaced even if it "Test" as OK. It may only transmit for a few minutes and then die if it is old. IF you don't have one, and go out on the water, even if you limit yourself to "**staying within sight of land**", an adult in good condition that is not used to swimming in the ocean CAN NOT swim much over a mile!

Continues Page 6



Mark this date and put it in your Phone, on your Refrigerator and Tape a copy to your door!

## October 19, 2019

That is just a month away, and is the date of our **Annual Awards Banquet!**

People, this really is a big deal, and an event that you don't want to miss!!!

This is a special night, we have a really nice hall that we hold this event in, and there is a great catered dinner! The ladies get to dress up if they want, and most of us men will actually take a shower and shave, and even put on slacks and a button shirt! Oh, there is also a good Bar with Wine, Beer, and mixed drinks!

After we eat, we honor those members that have earned awards for the various boards, and any special activities that they might have earned, like catching the smallest fish of the year, falling overboard, or being our choice of "Sportsman / Sports-lady" of the year.

As I said, we have an open bar, so this is an ADULT party, the kids will be honored at a separate special Club Meeting.

We also have a BIG Raffle for the members and guest that attend.

Tickets will be on sale at the meetings.

**This is a DON'T MISS EVENT!**

**WE NEED YOU!**

Remember last newsletter I wrote this:

As you are enjoying all of the benefits of being a member of JOSFC this summer you may be wondering if there are other ways that you could be more active in the Club, or lend some more support to the club. **One way is by joining the board of directors.** It is one of the most rewarding ways of contributing to the growth and sustainability of the club. In recent years we have had trouble getting members to run for the Board or Officers. I am not pulling your leg, this is not a lot of work! It is actually fun and you can be proud of helping run the biggest fishing club in Northern Florida!

Well we really mean it, Please seriously consider running for the Board! Even if you are new to the club, we always need new fresh ideas to keep this club relevant and attractive to the fishing community!

**I mean it . . . WE REALLY NEED YOU!**

SO . . . . . I ask you all to really give some thought to running for the Board.

The Board meets ONCE a month on the first Monday and aside from that the only position that requires working a bunch is that of Hospitality Director ( **That is our fantastic Jamie Underwood who makes sure that we have something to eat at every meeting.** ) Some times it requires working on things on Wednesday, and Thursday, at the most 4 partial days a month. ) The rest are easy! Usually just some phone calls in the evening.

You can run even if there is someone in that position. We have had 2 or 3 people running for some positions in the past !

PLEASE give some serious consideration to running for the Board or an Officers position. ( Vice President, Secretary, Treasurer. )

**To Help Keep Us Out Of Trouble**

I just spent a couple of hours going through the Fishing Regulations, both Florida and the SAFMC junk.

What I learned is that you need to take a college level class on the combined regulations to even begin to understand them.

What I can say for sure is that NOW if you are going to bottom fish you are required to use non-stainless steel CIRCLE hooks, have an approved DE-HOOKING device, an **approved MEASURING Device** (The "Tape" molded in the top of a cooler = Citation) and a VENTING TOOL on board. ( No Tom, a venting tool is NOT called a gaff.)

You should also get or download the LATEST Florida Fishing Regulations and have them with you when you go fishing.

The FWC are good guys, but the rules change so often and fast, they may not remember the latest change, and having the latest from their website might help avoid a citation!



*The Reel News is published monthly by the Jacksonville Offshore Sport Fishing Club (JOSFC). All rights reserved.*

**Officers:**

- President ..... Trina Polkey
- Vice President..... Tom Ruggles
- Secretary ..... Mayan Skenes
- Treasurer ..... Steve Guthrie

**Board of Directors & Special Staff:**

- Tom Darga - Tournament Director
- Greg Wallace - Fishing Director
- Cassi Washington - Awards & Events
- Terri Breen - Membership
- Bill Breen - Website & Newsletter
- Hal Hanna - At Large
- Guy Sanders - Media Director
- Jamie Underwood - Hospitality
- Mark Alley - Speaker Director

Marine Radio.... Mike Murphy  
©Copyright 2019



# Gary Newman INSURANCE

Family Owned & Operated

- Boat
- Auto
- Home

67 E. Sailfish Dr. • Atlantic Beach, FL  
**241-0777**



**Remember, we need to support the businesses that support our club!**



Wear these, they don't work in the cabin!

At least do it while under way, especially entering

and leaving the inlets, they can get rough in seconds.



**Shrimping in the St. Johns River is still good most of this month.**

At the last meeting we talked about shrimping on the St. Johns river. ( I was going to say that I gave a seminar on Shrimping, but to be more accurate, I will say we had a good discussion by the members on shrimping ! )

It really is simple to go out and catch a few pounds of shrimp. All you need is a Cast Net ( More on that later. ) an ice chest or 5 gal Bucket with some ice to keep them fresh, and I recommend a tub or basket to empty the net into.

While it **IS** fun to get down on your knees and chase a dozen shrimp around the bottom of the boat, it is easier with a tub to dump them out of the net into. The Tub also makes it easier to cull the small shrimp and other things like little stingrays and fish that you don't want. I got a rubber tub that is about 14 inches deep and 20 inches in diameter. I then drilled a bunch of  $\frac{1}{8}$ " holes around the bottom edges to let the water drain out as dumping the net and shrimp into it does put about an inch of water in it. ( That makes it easier to sort the shrimp. )

I also recommend using some shrimp pellets or make your own fish meal into patties or balls to bait the area you are shrimping once you locate the shrimp. I usually use about 5 or 10 pounds per trip. I break it into 5 pound bags and once I locate the shrimp, I use about half a 5 Lb bag on each side of the boat. A 25 Lb bag is only \$10.50 you can buy the shrimp pellets at:

Standard Feed Company  
1236 Kings Road  
Jacksonville, Fl. 32204  
904-355-5575

Now let us get back to that Cast Net. First you have to know how to **THROW** a Cast Net. Here is the method that I like the best as it is easy to learn and use:

<http://www.madnesscharters.com/portfolio-view/easiest-way-to-throw-a-castnet/>

Now that you have mastered that, what size mesh, weight and diameter net to use.

Shrimping continued.

For Shrimping, a TAPED net is a MUST! The taped nets can be bought already taped or you can tape your own net. The way I have taped my nets is with standard ( Cloth backed, the better quality. ) Duct tape. Run a strip of it about 3 to 4 inches up from the weights, all the way around the circumference of your net, ( UNDER your riser lines. ) and then put another band on the other side of the net over the first layer. (Sticky side to sticky side with the net in between. )

I recommend using only a 5' foot or 6' foot diameter net. They are easier to throw, especially from a crowded boat, and a taped 6' ( 12' diameter ) net will cover about 8' or more of the bottom in 20' of water where an 8' (16' diameter ) net will cover about 3' of bottom with out the tape! Watch this Video Tom Ruggles found for us, to see the difference:

[https://www.youtube.com/watch?v=8Z1m6goYjV8&feature=youtu.be&fbclid=IwAR01OV91EeaAOof9Jzv1fcdkKh4MCCLK8X7iFY\\_n5ggLWxvVCE2WMH6DaDuQ](https://www.youtube.com/watch?v=8Z1m6goYjV8&feature=youtu.be&fbclid=IwAR01OV91EeaAOof9Jzv1fcdkKh4MCCLK8X7iFY_n5ggLWxvVCE2WMH6DaDuQ)

Mesh size is usually about 3/8 th of an inch, but some people recommend a big mesh so little shrimp can get out, but with the tub, they are easy to cull and throw back, so it doesn't make much difference. The weight should be about 1 pound per foot. Heaver just makes it more work to throw.

One last thing to know is that you MUST give the net plenty of time to sink all the way to the bottom. Watch how slow it sinks in the above video.

When you pull your net in, do so SLOWLY until you get it off the bottom. Give the weights time to drag on the bottom to the center before you lift it up. ( You catch more Shrimp that way. )

The current rules are 1 - 5 gallon Bucket per BOAT. However if you are fishing from a dock or shore with friends, you each may have a 5 gal bucket. 1 - 5 gallon bucket per person.

Now what to do with those mouth watering morsels once you have them.

The first thing I do with them is to HEAD the shrimp. Just twist the head off, and put the heads in a big ziplock bag to use later for chum out in the ocean! They work great!

I then de-vane them and shell them. That is easy if you use that little plastic long curved tool you can pick up at any supermarket. Just push the curved point into the vein in the center of the body until it comes out the tail. Now quickly shove the shrimp all the way back toward the handle. That will split the shell and back to the vein so you can just peel off the shell and rinse the vein out.

I like to do a dozen or two of them while I am waiting for a pot of water with a hand full of salt in it to boil. Once it is boiling, throw about 4 or 5 of your cleaned shrimp in at a time and have something to scoop them out after **2 Minutes**. They will be cooked perfectly and ready to eat like candy! I then munch on these while I clean the rest of my cooler full of shrimp.

Now for what to do with the rest of your cleaned shrimp.

### Terri's Coconut Shrimp

Take as many shrimp as you think you can eat, and soak them in a bowl that is full of "**Coffee Mate**" Coconut Creamer. Place a dish or something on them to make sure all of them are submerged. Soak about 1 hour.

Next get a package of McCormick Golden Dip Tempura Seafood Batter Mix and **ADD 2 Table spoons of Coconut Flower** to the dry batter mix and mix it well. Now use  $\frac{3}{4}$  Cup of fresh COLD Coconut Creamer to mix the batter until it is slightly stiff but smooth. Use more creamer if necessary.

Have your oil at 375° and then dip each shrimp in the batter and shake off the excess, now, a few at a time, SLOWLY LOWER the shrimp into the oil and cook until a golden brown. ( Don't OVER Cook your seafood! )

Now you can go get more shrimp to cook as you will find they are so good you want MORE!





## Florida Governor Signs Recreational Boat Title Act

### What it means to boaters both inside and outside the Sunshine State

In Florida, salvaged recreational vessels will now have "branded" titles.

SPRINGFIELD, Va., July 2, 2019 -- Florida Governor Ron DeSantis' signed the Uniform Certificate of Title Act. (HB 475/S 676) This offers recreational boat owners valuable consumer protections and may spur other states to follow suit, says Boat Owners Association of The United States (BoatUS). The legislation protects consumers from unwittingly purchasing a stolen or storm-tossed boat that has suffered significant hurricane damage by creating a uniform boat titling system that is recognized nationwide as well by the U.S. Coast Guard. Boats that are repaired and later put up for sale will now have titles clearly labeled as such.

"While all states have motor vehicle title laws, these do not apply to recreational boats," explains BoatUS Manager of Government Affairs David Kennedy. "This legislation institutionalizes several consumer protection mechanisms that are already commonplace for motor vehicles. These include clear labeling of significant structural damage on vessel titles, creating a uniform system to identify legitimate vessel owners/lien-holders, and better ways to prevent the sale of stolen boats."

Added Kennedy, "By 'branding' the titles of vessels that suffer significant damage, buyers will be made aware of material information that could affect a vessel's condition. It's not designed to stop a sale. It's to give buyers the true condition of the vessel they are interested in purchasing and helps them make smart purchases." While the legislation offers benefits to boaters residing in Florida due to the high number of boats there, it also has repercussions beyond the state's borders. Florida is ranked No. 1 in the nation for recreational boat

registrations with 918,255 registered vessels, according to the most recent available.

"With a boat registered in Florida that's later moved to another titled state and sold, the new owner will also benefit from knowing the boat's history," added Kennedy. "And it will be much harder to unload boats that are stolen in Florida and later fraudulently sold out of state."

BoatUS advocated for the new law, which is based on model legislation developed by the Uniform Law Commission. Currently, 10 states still do not issue vessel titles, making it easier for thieves to sell a stolen boat using a fraudulent bill of sale or forged registration document. BoatUS supports uniform boat titling in all states.

## Atlantic Highly Migratory Species

Again I want to remind you to check the Rules and Regulations from the SAMFC site every time you go out. They change them often and without any fanfare. You should print out the latest regs and have them with you.

I recently spoke with a fisherman that was stopped by the FWC Officers. They were nice to him and let him off with a warning as he had a 'Sharp Nose Shark' on board but was totally unaware that to keep it he had to have that **Atlantic Highly Migratory Species PERMIT!**

Did you know that you had to have that permit to keep or have on board any of the following species:

Tunas, Billfishes, Swordfish, Sharks, Bluefin Tuna, Blue Marlin, White Marlin, Roundscale Spearfish, Sailfish, and Swordfish.

Also there are reporting requirements for most of these.

You can get your permit by going to the following website:

<https://hmspermits.noaa.gov/>

They are very inexpensive for the sport fishermen, but you definitely want to have yours while out there fishing!!!

## Rescue Beacons Continued

In every safe boating class you can find, they tell you that if the boat is still at the surface, any part of it, **STAY WITH THE BOAT!**

IF you have a "Ditch Bag" with a PLB in it, the U.S. Coast Guard won't have to search **THOUSANDS** of miles of ocean looking for something the size of your head in choppy water.

You will be located within less than an hour!

Again I ask that you think about this current search. These are experienced fishermen and life savers!

### **IT CAN HAPPEN TO YOU!**

OK, Just what is the difference between an EPIRB and a PLB?

An EPIRB is registered to a BOAT. A PLB is registered to an individual.

An EPIRB will transmit for up to 72 hours, and is made to automatically deploy and activate in a sinking, and are hands free.

A PLB will transmit for 24 to 36 hours, and needs to be manually activated.

WHEN, ( Not if! ) you get yours the first and most important thing is you had better make sure that **EVERYONE** that has access to your beacon understands is that **these are NOT to be played with. NEVER activate your beacon unless you are in grave danger!** A false alarm puts rescuers in danger and divert resources from those that might be in real trouble! Not to mention that a false signal can cost you a fine of \$10,000.00!

That is kinda set in stone, they don't waive it!

### **REGISTER IT:**

If you buy a new OR used beacon, be sure to register it with NOAA! IF you CHANGE your Boat, Address, or Phone Number you **MUST** re-register it!

If you SELL your beacon, make sure that the new owner properly registers it. You don't want one of those \$10,000 calls from the US Coast Guard!

Registration can be done at:

[boat.us.com/mmsi](http://boat.us.com/mmsi)

Or

[beaconregistration.noaa.gov](http://beaconregistration.noaa.gov)



## *Loud Hailings*

Bill Breen  
Newsletter  
Editor

I am looking for PICTURES of club members with local catches, to use in our newsletter. If you have a good photo PLEASE E-mail it or give it to me at a meeting. I will Scan it and return it to you undamaged. Don't forget to include a piece of paper with your name address, and the information on the catch, size or weight, and when. You can even include your numbers where caught, I won't tell anyone else, I promise! ;-) Cross my heart and hope to catch your fish!

Just a reminder, **ANYONE and everyone can submit something**, a good story, joke, or you can also submit photos to be included in our Newsletter. Just get your article and or pictures to me by the 18th of the month, to be in the next months newsletter. Just hand me a copy at any meeting, or E-mail it to me at : [breenw@bellsouth.net](mailto:breenw@bellsouth.net)

## **This is YOUR Club!**

As my title says, the JOSFC is YOUR club, not only mine, or the Boards, it is YOURS!


With that in mind, we really would like to hear from you the members, just what we can do to make it better, to encourage more participation at the meetings, and or other activities that you would like to see us participate in or do.

The Board might not decide to go along with all your ideas, but they definitely would like to hear from you.

You will find all your Officers and Board members E-mail at our Website




Nothing makes a fish **BIGGER** than almost being caught!

Sun	Mon	Tue	Wed	Thur	Fri	Sat	
1	2 Board Meeting	3	4	5 Club Meeting Nominations Night	6	7 Offshore The Bottom Tournament Inshore Flounder Tmt.	
8	9	10	11	12	13	14	
15	16	17	18	19 Club Meeting	20	21	
22	23	24	25	26	27	28	
29	30					<h1>September</h1>	



- Coming Events:**
- Sept. 3rd - Board Meeting
  - Sept. 5th - Club Meeting Nominations Night
  - Sept. 7th - Final Tournaments, Offshore = Bottom Tournament  
Inshore = Flounder
  - Sept. 9th - Club Meeting

**Club Annual Banquet - October 19, 2019**



**2019 Offshore Tournament Schedule**

	Date	Make-up Date
Bottom Tourn.	Sept.7th	Sept. 14th

**2019 Inshore Tournament Schedule**

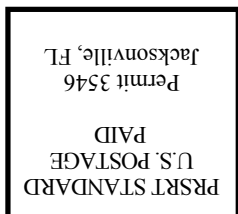
	Date	Make-up Date
Flounder	Sept. 7th	Sept. 14th



## Associate Members

*Academy Sports* • Advantage Signs • *All Aluminum Concepts* • Amelia Island Bait & Tackle • *Angie's Sub Shop* • **Atlantic Coast Marine** • *Atlantic Engraving & Graphics* • Available Angler • *Avid Angler* • B & M Bait & Tackle • *Beach Plaza Auto Care* • Best Western Mayport • *Boat U. S./Angler* • Boathouse Discount Marine • *Boatronics* • BOCA Bearings • *Bonefish Grill* • Bowen Upholstery • *C & H Lures* • Capt. Dave Sipler's Sport Fishing • **Carolina Skiff** • Catchin' A Buzz Fishing • *Consignment Boat Sales* • Copperhead Metal Arts • *Coastal Angler Magazine* • Custom Marine Components • *DOA Lures* • Dames Point Marina • *Dandee Foods* • **Dell Marine** • *Doherty Brothers Marine Construction* • Donovan Heating & Air • *Fish Carvings by Rick & Billy* • Fish Florida • *Fish On* • Fishing Connection • *Fishing Nosara.com* • Five Star Pizza • *Florida Sportsman Live* • Footcush • Gary Newman Insurance • Gone Fishin' • *Great Atlantic Outfitters* • Greater Jax Kingfish Tournament • *Hagerty Construction & Roofing* • Hoo Rag • *Hook The Future* • Hope Fishing Adventures • *Hulihan Territory Irrigation Systems* • In River or Ocean • *International Ropes* • Island Electric of the First Coast • *Julington Creek Carpet Care* • KC Crave \* *Knight Electric* • Kona Skate Park • *Magic Tilt Trailers* • Mandarin Ale House • **Mercury Outboards** • Mike's Taxidermy • *Mousa's Auto Interiors & More* • Murphy Communications • *Nosara Paradise Rentals* • Ocean Waves Sunglasses • *Paradise Resort* • Pepsi Bottling Co. • *Proctor Ace Hardware* • Progressive Insurance • *Pure Fishing* • Reel Fish Deals • *Rick's Bait & Tackle* • River Marine • *Roffer's Ocean Fishing Forecasting Service* • Safe Harbor Seafood • *Salt Life* • Salty Charters of Jacksonville • *Sea Angler Gear* • Sea Dancer Charters • *Sea Tow* • Singelton's Seafood Shack • *Skate Station Funworks* • SOC 7 Productions • *Southern Propane* • Still Just fishing Show • *Strike Zone Fishing* • Styles Smith Plumbing • *Sumo Design Studio* • Sun Deli • *Sure Set Jigs* • SweetWater Brewing • **T-Mobile** • *Taylor Concrete Services* • T.B.S. Jigs & Charter • *The Ice Man* • The Outdoors Show • *The Spot Tournament* • The Waters' Edge Boat Detailing • *Towboat US of Jacksonville* • Trout River Fish Co. • *Vic2Fish & Adventures* • West Marine • *Wild Adventures* • Wilson Trailer & Repair Inc. • *Windsor Park Golf Club* • Woody Wax • *Zaxby's*

**SUPPORT OUR SPONSORS! THEY SUPPORT US AND FISHING!**



Jacksonville Offshore  
Sports Fishing Club  
P.O. Box 331185  
Atlantic Beach, FL 32233

