



The Newsletter of the ...

The Reel News



Serving the Northeast Florida Fishing Community Since 1959

Volume 57 Issue 6

June 2017



PRESIDENTS CAST NET

Captain Chris
Rooney

As June Rolls in so Does the Summer

So here comes the start of summer and the fishing season is really heating up. The 58th anniversary of the JOSFC will be celebrated along with president's night at the first meeting in June. (June 1, 2017) Invitations will be going out to all the past presidents and hospitality committee has something special in the works for dinner. The raffle table will be well stocked that night so bring your ticket money and come out to say hello to some of the people you haven't seen in a while.

This could be called the year of new tournaments in North Florida, the DTW Shootout is a great addition to the offshore tournaments in North Florida waters. Our hats go off to Paul Dozier for putting on a great tournament with the "pick your day format" allowing 20 something footers to compete and the older guys like me not to get beat up. Don Dingman and the Gang are putting on another top of the line tournament this month for the Hook the Future Foundation;

it's the Kingbuster out of Beach Marine. Its back to being a SKA Division V Tournament this year and will make it more interesting than ever. The General Tournament is on Saturday the 24th and the kids get to fish on Sunday, this has always been one of the best kingfish tournaments in Florida so come on out and chase some slimys.

Our own Captain of the year race is heating up with May Trolling tournament points going to the board this week, the race is on. The Jr Angler Tournament is scheduled for this month and nothing makes me happier than those smiles at weigh-in. As I write this our Dolphin fishing has been nothing short of outstanding and it's getting better. Hears a little tip, "If you're seeing fish in the spread and their not taking the bait try taking the lures off and running naked baits" Well the fishing is great and the Ocean is open, **So Lets Go Fishing!!!!**

JOSFC 58 years old



MetroPCS

The Official Service Provider of the JOSFC and their El Cheapo Sheepshead Tournament

These are YOUR Metro PCS Stores

- 1177 Park Ave, Orange Park, FL 32073
- 809 Lomax St, Jacksonville, Fl 32205
- 1560 Business Center Drive, Fleming Island
Fl 32003
- 204 N. Orange Ave, Green Cove Springs FL 32043
- 542176 US Hwy 1, Callahan FL 32011



The Reel News is published monthly by the Jacksonville Offshore Sport Fishing Club (JOSFC). All rights reserved.

Officers:

- President Chris Rooney
- Vice President.....Patti Kalaitzis
- Secretary Tom Adams
- Treasurer Tom Cavin

Board of Directors & Special Staff:

- Tony Thompson
- Frank Reiss
- Barry Mincey
- Robert Vermillion
- Terri Breen
- Gracey Smith
- Trina Polkey
- Tasha Mincey
- Newsletter Editor / Website ... Bill Breen
- Newsletter & Marine Radio.... Mike Murphy

©Copyright 2017

News from Membership

Fantastic! We continue to grow our family!! In March, we had several families and individuals join.

Big, happy welcomes to:

- Leny Richards and her son Matthew
- Jason Sales and family
- Ricky Epperson and family
- Lucien Abboud and family
- Ted Burns
- and Otto and Sheila Jelinek!

It was delightful talking to you all as you joined. Grits for all!

There are many opportunities for fishing with this family. Remember, if you need a crew or want to crew, contact **Bill Breen** at breenw@bellsouth.net and he'll send a club - wide email letting everyone know. Then, you make contact and set the fishing day plan.

Some of our best fishing weather is coming up., Check out the tournament information in the newsletter for more details. Each meeting before the individual tournament. Often, the speaker at the meeting is presenting methods to fish that tournament.

Little Details

Lets start talking about some little details that can make or break your day on the water.

First and foremost is safety, for you, your crew and the boat.

Have you checked all your hose fittings to make sure they are tight? Yeah I know, when you try to remove one it is like you had epoxied it on and almost impossible to get off, BUT when you don't want one to pop off it will do so all by it's self. You should also check your hoses to make sure they are not cracked and rotten. How often should you do this? At least once a month, or as I try to do after every trip as I wash and clean up my boat getting it ready for the next trip.



Patti's Corner

Vice President
Patti Kalaitzis

**"The Hull truth and nothing about the truth,
Wear Sunscreen!"**

Its Saturday morning the alarm is blaring: BEEP BEEP BEEP BEEP, quick stretch before jumping out of bed and shutting off the alarm clock across the room. No snooze button today, "IT'S A FISHING DAY!" Preps all completed the night before with all the rods, reels and rigs ready, engines checked, batteries charged, and boat hitched. All that needs to be done this morning; make sandwiches, get snacks, fruit, drinks and ice. Essentials items already packed are Chapstick, Ginger Snaps and Sunscreen. You say, why Ginger snaps? Ginger (*Zingiber officinale*) is a natural, widely available and cheap way to cure motion sickness and nausea. Yes, I do get sea sick. I have served 20 years in the US Navy with two tours on ships and carried my barf bag everywhere on the boat. In the Navy, the mess deck tables were covered with boxes of saltines supposedly to sooth sailor's stomachs. That's funny right, never did anything for me but give me dry and chalky mouth. However, Ginger is different, it really works! Ginger is a fast relief even after you have started to feel nauseous. This is a must have on our boat especially for myself and other crew members feeling sick.

Believe it or not for most people, ginger is completely safe and side-effect free. However, it is contra indicative (can negatively interact) with certain medications,

particularly blood thinners (i.e. Aspirin). Ginger should not be used by those taking blood thinners. If you are taking a course of medications, and/or if you are at all unsure if ginger is right for you, please consult your physician.

Ginger, of course, is widely available in its raw state as a root. It can also be used dried, powdered and as a juice or oil. You can also find it as supplements, pills, capsules, tea, drinks (I.e. Ginger ale, ginger beer) and nuts. Again, Ginger snaps are tasty, easier to transport, cheaper and can keep for a long time!

Sunscreen is another valuable asset item for the boat, which a lot of us overlook at times but cannot be mistaken as useless. Sunscreen is important for all skin types. Even if you don't burn easily. Sunburn is an immediate reaction with sun damage occurring over a lifetime. And believe you me, I am paying that price now. Isn't skin cancer scary enough? I have had plenty of benign and non-benign spots taken off of my body within the past few years. I am always preaching to my family and friends the benefits of wearing sunscreen.

5 Major benefits of wearing sunscreen is;

- * Skin cancer rates are on the rise and sunscreen has been proven to decrease the development of skin cancer,
- * It slows down the development of wrinkles, premature aging skin,
- * It helps to reduce the appearance of facial red veins and blotchiness,
- * It helps to prevent brown spots or discolorations on your face and arms,
- * And also the ozone layer is depleting therefore your body needs to be shielded from harmful UV rays.

Now that we stated these fine points, what sunscreen do we buy? Best on the market are Bain de Soleil, Hawaiian Tropic and Sun Bum are awesome, Neutrogena, Coppertone Sport and Banana Boat are also good. All these products are great and can moisturize your skin but still protect it from UV rays that is what's important!

Patti's Corner Continued

Look, we all take care of our boats by ensuring engines are maintained, cleanliness, required safety equipment is on board, etc....etc.....etc..... The most important thing on board is YOU! Let us keep in mind how to have fun without getting sick and protecting our skin from harmful rays, because we know getting sick and/or getting fried by the Florida sun is no fun. We all love fishing, let's help others enjoy it as much as we do. First impression on any fishing day is a lasting one, let's make sure we Reel them in the right way.



Here is PROOF that Tom Cavin our Treasurer actually DOES know how to fish! Unfortunately it appears that all he can catch are these TRASH fish that the Federal Government says we have to throw back!

Yes, I heard rumors that he cried as he released that really nice Red Snapper!



Little Details Continued

Here is something I bet you haven't thought about, emergency plugs. If you have a "Below the water line through the Hull" fitting like a water pickup for your live well or a protruding sonar (Yes, your fish finder is sonar.) fitting. What are you going to do if you hit a log, surfacing turtle or whatever, and snap it off? You should have a wood or rubber plug, that is a tapered cylinder that you can drive in the hole. (Unless you really WANT your boat to sink.)

Now, where to keep that plug. Use a Zip Tie and fasten one the correct size to the inside part of the fitting or the bulkhead right next to it. (Here is a tip in side of a tip!) Instead of putting screws into your fiberglass use a spot of 5200 to glue a Stainless Steel ring to your bulkhead. You can do this anyplace you want or need, and use them to run wires through it, zip tie things to it, or anything you want.

It would not hurt to have 4 or 5 tapered plugs in different sizes hanging below deck where they are easy and fast to get to.

Now another thing you should pay close attention to is FIRST AID. You should always carry a good First Aid kit. As you are fishing, using those sharp barbed hooks, include a good heavy duty pair of wire or bolt cutters, sturdy enough to cut the heaviest fish hooks you use. Don't just get a little plastic Walmart First Aid Kit, you need to assemble a good kit. Just think of some of the injuries you could see.

Cuts down to the bone, hooks through the hand, broken bones from falls on a slippery deck. Kingfish, Wahoo, Barracuda, Sharks and all kinds of fish here have a mouth FULL of big sharp teeth! (That is why on my boat I don't recommend sandals, flip flops or bare feet.)

You need plenty of gauze pads, Gauze wraps, Anti-biotic spray, cream, and something to wash the wound with like fresh water or a sterile saline wash. A friend that is a Doctor said he does not like Hydrogen Peroxide as while it does sterilize the wound and area it also actually kills some of your cells on the exposed surface of the wound and delays healing and makes bigger scars.

Little Things Continued

Here is something you would not think of for a first aid kit, but how about a roll of good cloth backed Duct Tape? It is good for temporary splints as well making a waterproof wraps over wounds and lots of other temporary repairs around the boat.

How about an Eye Wash? People do get suntan spray or lotion in their eyes and who knows what.

Do you carry a couple of those \$2.00 Mylar Emergency Blankets to use in case someone needs to get warm or prevent shock?

Ok, don't forget the little stuff like band-aids or "New Skin" a waterproof antiseptic brush on band-aid for little cuts, Aspirin (The quick dissolve powder in case of heart attack. ((My Son was only 34.)) Also some Tylenol or Motrin for those people that can't take Aspirin.

Do you have a tool kit of some type? Repair that reel, hose fitting, clean your spark plugs, or change your broken prop? (From hitting that same turtle or log that broke off you fitting.)

Fire Extinguishers (Yes, plural ExtinguisherS) Your boat is fiberglass, foam, and plastic (All burn very well and ignite easily.) and GAS!!!! I carry 3 extinguishers, the little way undersize one that came with the boat, and 2 bigger ABC 5 pounders. If you have an inboard motor, install a fire port, so you don't have to open the cover which gives it lots of oxygen to flair up.

Don't forget to shake them up to keep the powder loose so it all comes out, and have them checked out or recharged every couple of years. (There are only two things that really frighten me on the water and they are FIRE and LIGHTNING that can also cause that fire.)

You have your "Throwable PDF." as required by the USCG, but do you also have a rope with a weight on the end to throw to someone overboard to pull them to your boat?

Do you carry extra Sunscreen for Mr. Forgot mine, or even an extra pair of good sunglasses, just in case?

How about an extra Drain Plug? You can't tell me YOU never forgot or misplaced one!

All these things can save a day out on the water and make your day end better. All these things combined won't break the bank and should be part of your everyday boating.

With summer upon us...

I thought I would revisit the way to tell how close lightning was, so you would know when to panic.

Lightning:

5 seconds between Flash and Thunder = 1 Mile
1 Mile = WAY to close! You want to be 10+ away from any lightning.

Fish Weight Formula:

Now for those of us without a good scale, how to tell, approximately, the weigh of that big fish. This formula works for most pelagic fish like; Kings, Cobia, Sails, Wahoo etc.

Girth in inches Squared, Times Length in inches Divided by 800 = Weight in Pounds.

G2 X L divided by 800 = Weight in Lbs
For bottom fish use:

Length in inches Squared times Girth in inches divided by 1200

L2 X G divided by 1200 = Weight in Lbs

TOWING & AT THE RAMP

I recently experienced a boater that was in need of this Boat Launching and Retrieving list. He pulled his Jet Skies onto his trailer, cleared the water, and still blocking the ramp started securing his gear and Skies to the trailer

PRE-TOWING :

- Check cold tire pressure on the tow vehicle and trailer.
- Make sure you are towing the trailer in a level position.
- Verify that lug nuts on the tow vehicle and trailer tightened to the correct torque setting.
- Stow all required U. S. Coast Guard Safety equipment in the boat.
- Secure outboards or stern drives in the full-up position.
- Securely tighten the boat cover if it is used when towing.
- Secure the coupler. Insert a bolt or other locking device into the coupler so it does not pop open.

Gary Newman

INSURANCE

Family Owned & Operated

- Boat
- Auto
- Home

67 E. Sailfish Dr. • Atlantic Beach, FL
241-0777



In every Newsletter I strongly suggest that you wear your Life Jacket at least while your boat is underway.

Here are some other safety things that you should consider.

Is your Fire extinguisher current? Do you have a big enough one, or more than one?

How about a "Ditch Bag" is it properly stocked, and sitting out where it is handy?

First aid kit current, plenty of fresh Hydrogen Peroxide to clean wounds?



Towing Continued

- Connect the trailer lights and check to make sure they are working properly.
- Secure the safety chains and emergency brake cable.
- Raise the trailer jack and lock it in place.
- Ensure that the boat is snug against the bow stop and secured with a winch strap, plus a safety chain or tie-down.
- Make sure the transom tie-downs are tight.
- Properly secure all equipment inside the boat.
- Adjust the tow-vehicle mirrors as needed.

BOAT PRE-LAUNCH IN PARKING AREA OR READY LANE (NOT blocking the ramp):

- Remove tie-downs.
- Remove engine support.
- Disconnect trailer wiring from tow vehicle.
- Load and stow gear to be carried on board.
- Check all boat systems: engine, bilge pump, lights and horn, etc.
- If equipped, turn on the engine compartment blower.
- Make ready all dock lines, fenders and boat hook.
- And, last, **DO NOT FORGET TO INSTALL THE DRAIN PLUG.**
-

Retrieve your boat: Clear the ramp and reverse the above. Be courteous to other Boaters.





























































Never trust a fishing guide without a tan.

Nothing makes a fish bigger than almost being caught.

I don't exaggerate...I just remember

BIG !!!

Careful, we fish and tell!

Sun	Mon	Tue	Wed	Thur	Fri	Sat
<h1>June</h1>				1 CLUB MEETING Past Presidents Party  	2  	3  
			4  	5 Board Meeting  	6  	7  
11   	12  	13 	14 	15 Club Meeting 	16  	17  
18  	19  	20  	21  	22  	23   	24    
25   	26  	27  	28  	29  	30  	31  



Coming Events

June 1st - Club Birthday / Past Presidents Party

June 10th - Junior Angler Tournament

June 14th - Flag Day!

June 15th - Club Meeting

June 18th - Fathers Day

July 17th through 22nd - Greater Jax Kingfish Tournament

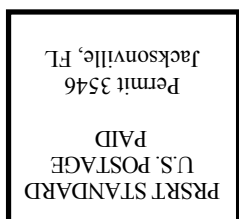
Tournament Schedule for 2017

Tournament	Month	Date	Alternate
			- All are on Saturday -
The Junior Angler Tournament -	June	-----10-----	17 - Alan Shepard
The Kingfish Tune-Up Tournament -	July	-----8-----	15 - Steve Kalaitzis
The Ladies Tournament -	July	-----29-----	August 5 - Chuck Darner
The Light Tackle Tournament -	August	-----12-----	19 - Steve Kalaitzis
The Bottom Tournament -	September	-----2-----	-9 - Steve Kalatizs
Triple Challenge Tournament -	October	-----15-----	-22 - Alan Shepard

Associate Members

Suzuke Marine • Carolina Skiff • Magic Tilt Trailers • Strike Zone Fishing • Atlantic Coast Marine • Fishing Nosara • Nosara Paradise Rentals • Wilson Trailer • Styles Smith Plumbing • Hagerty Construction & Roofing • B & M Bait and Tackle • Shaw Contracting • Knight Electric • Morning Star Marinas • Browns Creek Fish Camp • Common Ground Lawn & Landscaping • Murphy Communications • boatronics.net • 1-800-Pack-Rat • Academy Sports • Angies Sub Shop • Dandee Foods • Dell Marine • Hardees • Hope Fishing Adventures • Julington Creek Carpet Care • Knot Dirty Detailing • Local Buoys • Lambs Yacht Center • Metro PCS • Morningstar Marina at Mayport • Mousa's Auto & Marine Interiors • Ocean Waves Sunglasses • Paradise Resort • Pelagic Fabrications • Pepsi Bottling Group • Ricks Bait & Tackle • Rooker Outdoors • Sea Dancer Charters • Starbrite • South in Your Mouth • Southern Propane • Sun Deli • Sweetwater Brewing Co • The Water's Edge Complete Boat Detailing • All Aluminum Concepts • Bowen Upholstery • Coastal Angler Magazine • Custom Marine Components • First Coast Satellite • Fish On • Fish Hunter Charters • Five Star Pizza • Florida Sportsman Live • Fusion Entertainment • Gary Newman Insurance • Gone Fishin' Show • Greater Jacksonville Kingfish Tournament • J&T Jigs • Mount This • Nautical Illuminations • Pure Fishing • Roffers Ocean Fishing Forecasting Service • Saltwater Challenge Series • Sea Tow • Sheepsheadwear • Soc 7 Productions • Still Just Fishing Show • Sun Bum • The Ice Man • The Outdoors Show • Tow Boat U.S. of Jacksonville • Trout River Fish Company • United Rental of NE Florida • Vic2fish & Adventures Inc • Void Magazine • Windsor Park Golf Club • Woody Wax • 303 Aerospace Protectant • Advantage Signs • Amelia Island Bait & Tackle • Anchors Up • Atlantic Engraving & Graphics • Avid Angler • Bait Shack • Boathouse Discount Marine (Blanding) • Captain Dave Siplers Sport Fishing • Consignment Boat Sales • Copperhead Metal Arts • D.O.A. Lures • Florida Guides Association • Fish Carvings by Rick & Billy • Fishing Connection • Great Atlantic Outfitters • Intraline Logistics • Island Electric of the First Coast LLC • Mike's Taxidermy • Onyx Outdoors • Pretty Pallets by Melissa • Proctor Ace Hardware • River Marine • Ruth's Chris • Safe Harbor Seafood • Seafood Kitchen • St Augustine Alligator Farm • Sumo Design Studio • T.B.S. Jigs & charter • The Spot Tournament for Charity • Woods 'n Water Magazine • Hook the Future • Fish Florida • Hardee's • In River or Ocean • Ocean Waves • Skate Station Funworks • Kona Skate Park

SUPPORT OUR SPONSORS! THEY SUPPORT US AND FISHING!



Jacksonville Offshore
Sports Fishing Club
P.O. Box 331185
Atlantic Beach, FL 32233

